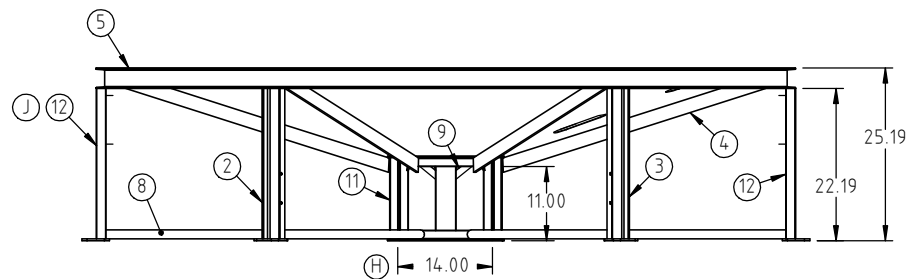
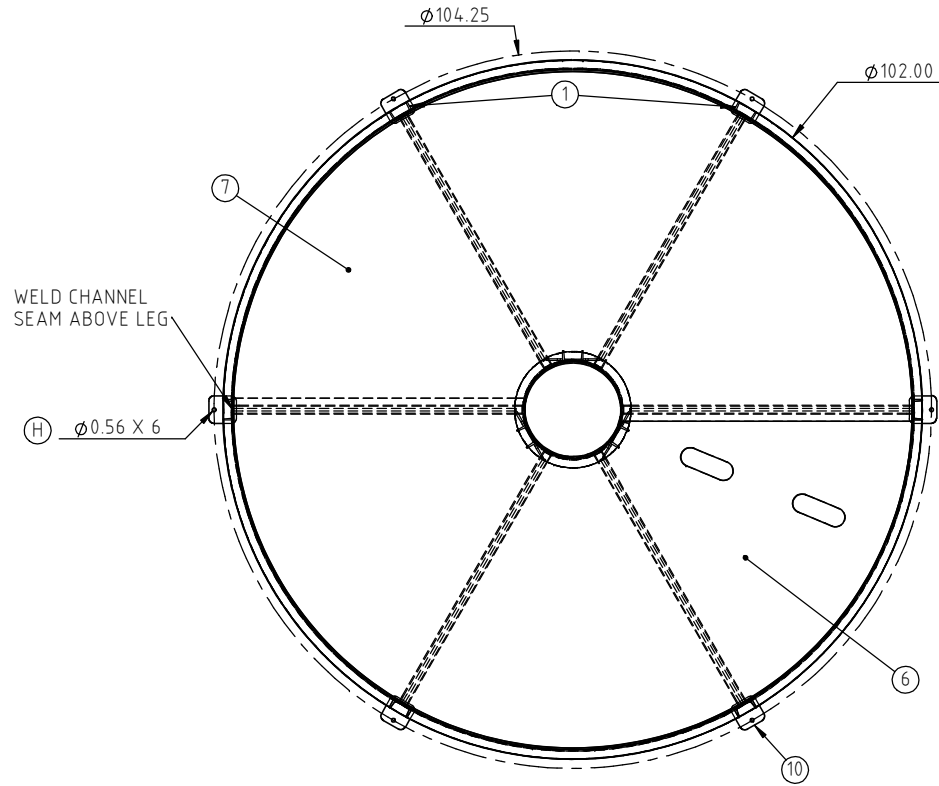


Copyright. All information furnished within this document, electronic file or design correspondence is the property of Den Hartog Industries, Inc. and shall not be used, disclosed to others or copied without the expressed written consent of Den Hartog Industries, Inc.

KEY	PART NUMBER	DESCRIPTION	QTY.
1	CB102-15ST-1	CHANNEL LEG	2
2	CB102-15ST-2	CHANNEL LEG - LEFT	1
3	CB102-15ST-3	CHANNEL LEG - RIGHT	1
4	CB102-15ST-4	TANK SUPPORT STRAP	6
5	CB102-15ST-5	CHANNEL RING	1
6	12478	PAN,CB10215ST, W/HOLES	1
7	12479	PAN,CB102-15ST	1
8	CB102-15ST-8	BASE PIPE	6
9	12515	GUESSET	6
10	12750	1/4" X 4" X 4" LEG PAD	6
11	12517	CENTER STAND	1
12	CB102-15ST-9	CHANNEL LEG- POWDER COAT	2



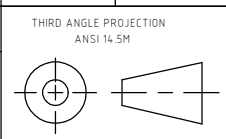
J	HOLES FOR POWDER COATING ADDED TO TWO LEGS COMPONENT TABLE UPDATED.	ADH 7/22/11	2254
I	COMPONENT TABLE UPDATED, TUBE SHORTENED 0.13" PAN HOLE ADJUSTED 0.25"	ADH 7/2/10	2051
H	MATERIAL P.N. CORRECTED 12750 WAS SJC886/90ST-7 Ø0.56 WAS Ø0.63, DIMENSION, WEIGHT AND FINISH ADDED.	ADH 1/29/10	1995
G	12517 WAS RAR-14 & CB102-15ST-10	ADH 12/7/07	1542
F	12515 WAS CB102-15ST-9	ADH 11/20/07	1528
E	PAN BOM INFORMATION UPDATED	ADH 8/30/07	1443
D	TOLERANCE WAS 1% @ 68°F	GWC 3/8/07	
C	ADD B.O.M.	NVE 6/11/06	
B	ADD SUMP CLEARANCE DIM	6/30/05	
A	ADD 1" TO OUTSIDE HEIGHT	12/1/04	
REV	DESCRIPTION	BY / DATE	CCN

DRAWN / DATE	MATERIAL
ADH 7/6/07	
APPROD. / DATE	
REH 7/18/07	


ALL DIMENSIONS ARE IN DECIMAL INCHES TOLERANCES UNLESS OTHERWISE SPECIFIED

POLYETHYLENE
±1% @ 68°F

METAL
DECIMAL ± .125"
FRACTION ± 1/4"
ANGLE ± 1°



SHOT WEIGHT:	NOTES:
SHIPPING WEIGHT:	
64.00 LBS	
FINISH:	
POWDER COATING, BLACK TILE, 40012	



Den Hartog
INDUSTRIES, INC.

Acra Roto-Mold Injection Molding Blow Molding Sowjoy

4010 HOSPERS DRIVE S. BOX 425, HOSPERS, IOWA 51238-0425

DESCRIPTION	STAND FOR Ø102" 15° CONE BOTTOM TANK	
SCALE	N.S.	PART NO. CB102-15ST