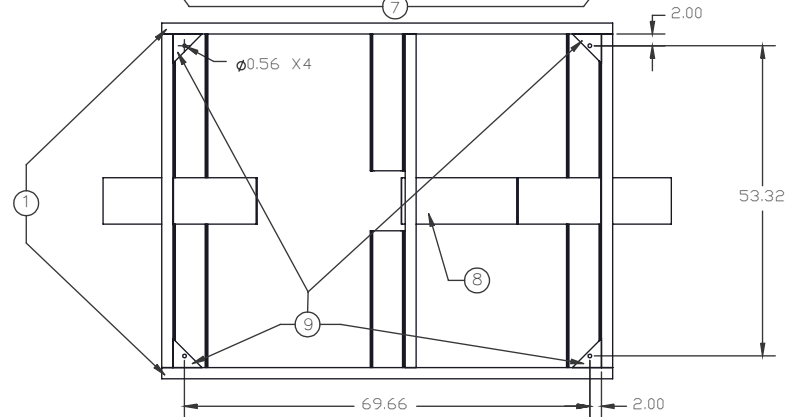
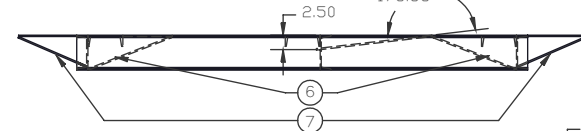
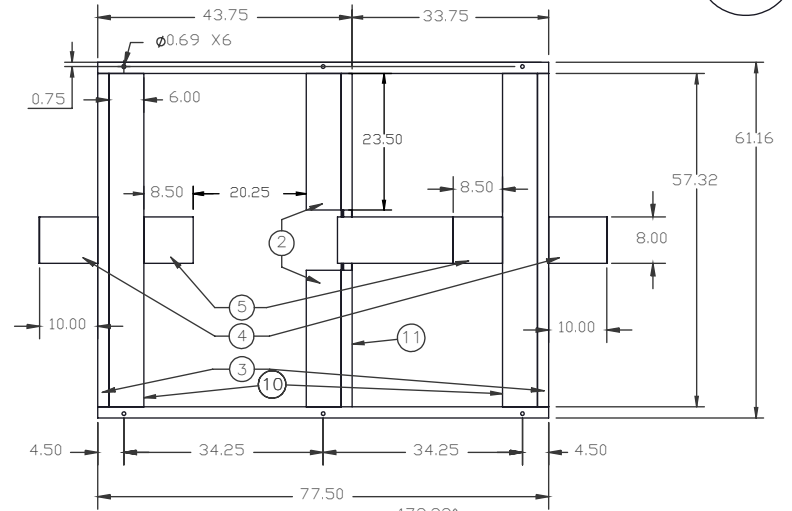
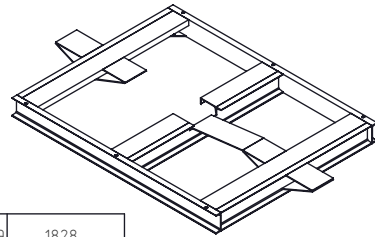
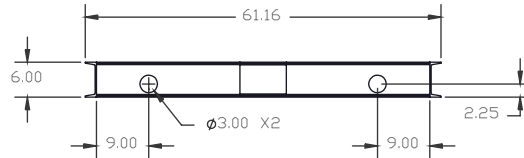


Copyright. All information furnished within this document, electronic file or design correspondence is the property of Den Hartog Industries, Inc. and shall not be used, disclosed to others or copied without the expressed written consent of Den Hartog Industries, Inc.

KEY	PART NUMBER	MATERIAL	DESCRIPTION	QTY.
1	FM1065-SKS-1	C06X82	6" CHANNEL	2 @ 77.5"(155 IN)
2	FM1065-SKS-2	C06X82	6" CHANNEL	2 @ 23.5"(47 IN)
3	FM1065-SKS-3	C06X82	6" CHANNEL	2 @ 57.32"(114.64 IN)
4	FM1065-SKS-4	S-2500	1/4" SHEET	2 @ 8" X 10"(160 SI)
5	FM1065-SKS-5	S-2500	1/4" SHEET	2 @ 8" X 8.5"(136 SI)
6	FM1065-SKS-6	S-2500	1/4" SHEET	2 @ 8" X 15.25"(244 SI)
7	FM1065-SKS-7	S-2500	1/4" SHEET	2 @ 8" X 12.50"(200 SI)
8	FM1065-SKS-8	S-2500	1/4" SHEET	8" X 20"(160 SI)
9	12411	S-2500	5 X 5 GUSSET	4
10	FM1065-SKS-10	C06X82	6" CHANNEL	2 @ 57.32"(114.64 IN)
11	FM1065-SKS-11	C06X82	6" CHANNEL	57.32 IN

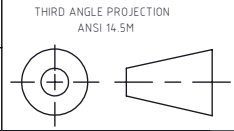
USE HOOP FS1065-HPFS WITH THIS SKID



H	COMPONENT INFORMATION ADDED TO TABLE DRAWING TEMPLATE UPDATED.	ADH 3/27/09	1828
G	CORRECT BOM 6&7 WERE SWITCHED	DHJ 5/3/07	
F	WAS 12.75	DHJ 5/3/07	1325
E	ADDED BOM	NVE 8/3/06	
D	CHANGE HOOP PART #	DHJ 4/28/06	
C	CHANGED WIDTH OF HOOPS WITH FEET	3/20/06	
B	CHANGE PART # WAS FS	DHJ 3/20/06	
A	CHANGE PART #	10/27/04	
REV	DESCRIPTION	BY / DATE	CCN

DRAWN / DATE	MATERIAL
DHJ 3/19/98	
APPRD. / DATE	
REH 5/9/07	

ALL DIMENSIONS ARE IN DECIMAL INCHES TOLERANCES UNLESS OTHERWISE SPECIFIED	
POLYETHYLENE	METAL
±1% @ 68°F	DECIMAL ± .125" FRACTION ± 1/4" ANGLE ± 1°



SHOT WEIGHT:
SHIPPING WEIGHT:
FINISH:

NOTES:



Den Hartog
INDUSTRIES, INC.

Ace Roto-Mold Injection Molding Blow Molding Sowjoy

4010 HOSPERS DRIVE S. BOX 425, HOSPERS, IOWA 51238-0421

DESCRIPTION	SKID FOR 1065 GALLON FREE STANDING TANK WITH SUMP	
SCALE	N.S.	PART NO. FM1065-SKS