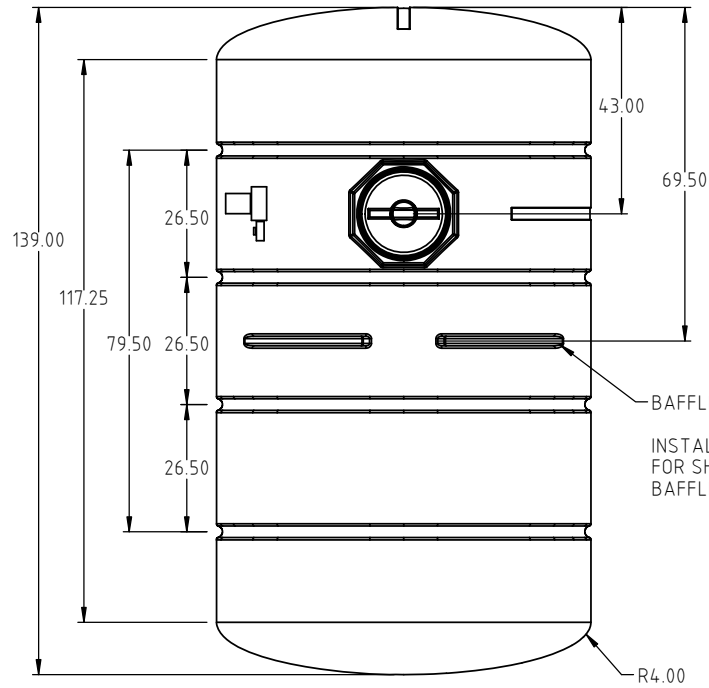
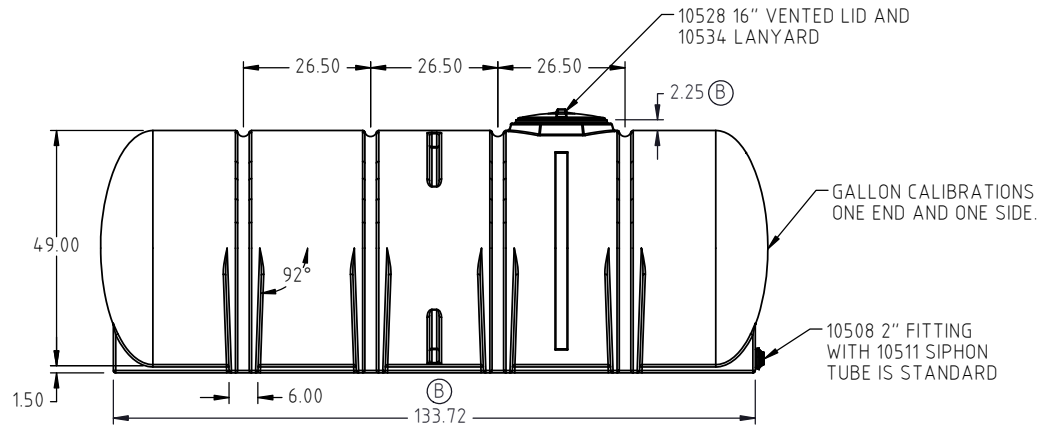
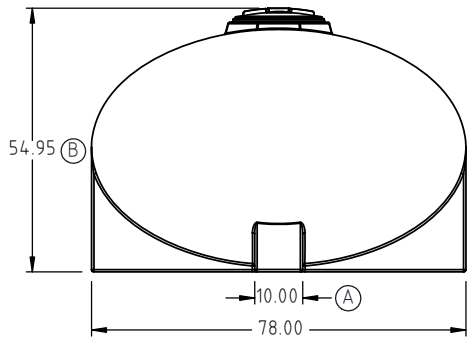
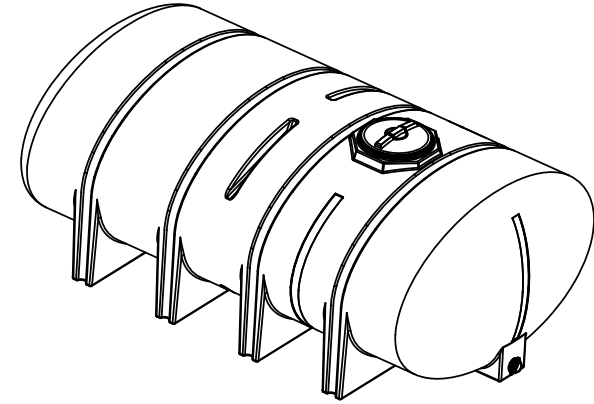


Copyright. All information furnished within this document, electronic file or design correspondence is the property of Den Hartog Industries, Inc. and shall not be used, disclosed to others or copied without the expressed written consent of Den Hartog Industries, Inc.



BAFFLE KEYS 4 PLACES

INSTALL BAFFLES AND STRUTS FOR SHIPMENT, SEE FS1610-78 BAFFLE ASSEMBLY DIAGRAM.



B	2.25" ADDED. 54.95" WAS 56.00". 133.72" WAS 135.00"	ADH	5/26/2023	4429
A	10.00" WAS SHOWN AS 12.00"	ADH	9/11/2013	2685
REV.	DESCRIPTION	BY	DATE	CCN
ALL DIMENSIONS ARE IN DECIMAL INCHES TOLERANCES UNLESS OTHERWISE SPECIFIED		THIRD ANGLE PROJECTION ANSI 14.5M		
POLYETHYLENE	METAL DECIMAL ± .125" FRACTION ± 1/4" ANGLE ± 1°			
±1% @ 68°F				

DRAWN / DATE	MATERIAL :
REH 6/10/2011	10538
APPRD. / DATE	
DHJ 6/10/2011	
SHOT WEIGHT: 490.00 LBS.	NOTES:
SHIPPING WEIGHT: 530.00 LBS (INC. BAFFLES)	
FINISH:	NOMINAL WALL THICKNESS: 0.375"

Den Hartog INDUSTRIES, INC.

Ace Roto-Mold • Injection Molding • Blow Molding • Sowjoy
4010 HOSPERS DRIVE S. BOX 425, HOSPERS, IOWA 51238-0425

DESCRIPTION 1610 FLAT BOTTOM LEG TANK	
SCALE N.S.	PART NO. FS1610-78
SHEET 1 OF 1	