Ace Roto-Mold

A DIVISION OF DEN HARTOG INDUSTRIES, INC.

Den Hartog
INDUSTRIES, INC.

BLOW MOLDING
INJECTION MOLDING
ROTATIONAL MOLDING
METAL FABRICATION

"ALWAYS AT YOUR SERVICE"

Since 1976, Den Hartog Industries has been committed to providing quality products and innovative, industry-leading service solutions with integrity.

Den Hartog Industries, Inc. features four manufacturing divisions:

ACE ROTO-MOLD ROTATIONAL MOLDING

Ace Roto-Mold tanks and marine products are well-known for high quality, rotationally molded products and accessories. Ace Roto-Mold is a leader in the industrial and agricultural container markets, the marine industry and custom molding.

INJECTION MOLDING

The Injection Division has the ability to take your project from concept to reality with complete, in-house services such as packaging, printing and assembly.

BLOW MOLDING

The Blow Molding Division can efficiently produce high quality products at a low part cost. This method of molding can produce large volumes of detailed plastic parts.

SOWJOY METAL FABRICATION

A wide range of capabilities allows the Sowjoy division to produce various custom projects. Known for its line of hog confinement systems, this division also provides mold fabrication and repair for Ace Roto-Mold.



The Den Hartogs purchased H&S Manufacturing.

Ace Roto-Mold

SOWJOY

Den Hartog
INDUSTRIES, INC.

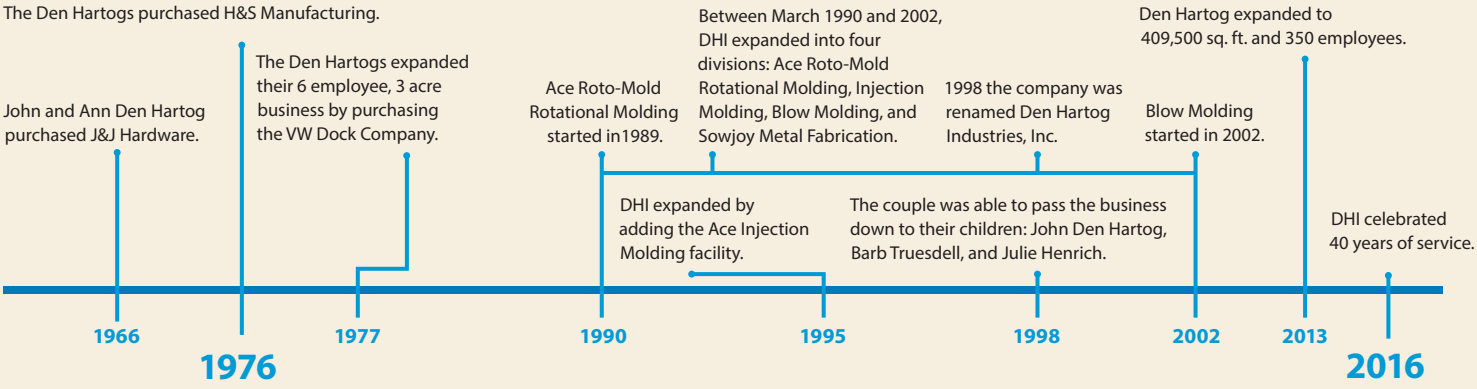

TRANSPORTATION

Manufacturing high-quality tanks for industrial and agricultural needs is just part of the job. Den Hartog Industries delivers – literally. Our company-owned and operated fleet will deliver your order promptly and conveniently to your business or work site. Our custom fleet of trucks and trailers reduces transportation costs while increasing responsiveness and convenience to our customers. The Den Hartog transportation service is one more way we live up to our motto, *"Always At Your Service."*

APPLICATION GUIDELINES

A booklet containing additional information on tank selection and application, chemical resistance, materials information, tank drawings, handling, installation and use guidelines, fitting installation guidelines, and general customer information is available upon request. Application Guidelines are also available online at www.denhartogindustries.com/application-guidelines.

CHEMICAL COMPATIBILITY

Always verify your chemical compatibility with tanks, fittings, and gaskets. Consult your chemical manufacturer regarding applications.

Ace Roto-Mold

A DIVISION OF DEN HARTOG INDUSTRIES, INC

Vertical, Water Only & Gusseted Tanks	4-5
Vertical & Cone Bottom Batch Tanks, Stands & Lids	6
Cone Bottom Tanks & Stands	7-8
Inductor Tanks & Stands	9
Free Standing Horizontal Tanks	10-11
Hoops, Baffles & Skids	12-13
Powder-Coated Steel Bands, Round Horizontal Tanks & Cradles	14
Elliptical Tanks & Cradles	15
Containment Tanks	16
Dualline™ Double Wall Tanks	17
Specialty Tanks & Bands	18-19
Spot Sprayers, PCO Tanks & Powder-Coated Steel Bands	20
Fuel Tanks, Stock Tanks & Pick Up Tanks	21
Crop Care Tanks & Hoops	22
Tractor Mounted Tanks	23
Pallet Paks & Stackable Totes	24
Cisterns & Aquifer Low Profile Cisterns	25
Septic Tanks & Septic/Cistern Accessories	26
Low Profile Septic Tanks, Accessories & Kits	27
Feed Carts, Utility Carts, Liquid Feeders & Mineral Feeders	28
Lids & Strainer Baskets	29
Fittings, Spinwelds & Accessory Clips	30
New Products	31

Den Hartog Industries, Inc

4010 HOSPERS DRIVE SOUTH | PO BOX 425 | HOSPERS, IA 51238-0425

Customer Service/Sales Support: sales@denhartogindustries.com

712.752.8432 | 800.342.3408 | Fax: 712.752.8222

www.denhartogindustries.com

Vertical Tanks are free standing with a flat bottom for indoor or outdoor installations. Tanks are manufactured from medium- or high-density polyethylene with UV inhibitors. Ace Roto-Mold Vertical Tanks conform to the requirements of NSF/ANSI Standard 61. Tank walls are translucent for level viewing and equipped with gallon indicators. Please consult factory regarding approved colors.

VT1050-86

VT1500-86

VT2050-86

VT15500-142

VERTICAL TANKS - DOME TOP

Syphon tube included with tanks 300 gallon or greater
Additional water only tanks available

PART NUMBER	CAPACITY	WEIGHT	DIMENSIONS (DIA X HEIGHT)	LID	FITTING	SPECIFIC GRAVITY
VT0010-12†	10 GAL	9	12 X 25	8"	3/4"	2.0
VT0020-16†	20 GAL	15	16 X 28	8"	3/4"	2.0
VT0025-18†	25 GAL	14	18 X 30	5"	3/4"	2.0
VT0040-18†	40 GAL	19	18 X 43	5"	3/4"	2.0
VT0055-20†	55 GAL	23	20 X 47	5"	1"	2.0
VT0065-23†	65 GAL	27	23 X 42	5"	1"	2.0
VT0110-32	110 GAL	42	32 X 41	5"	2" TOP	2.0
VT0135-23	135 GAL	47	23 X 82	16"	1"	2.0
VT0300-42	300 GAL	74	42 X 55	8"	2"	2.0
VT0405-52	405 GAL	92	52 X 48	8"	2"	2.0
VT0425-42	425 GAL	102	42 X 75	8"	2"	2.0
VT0505-46	505 GAL	120	46 X 80	16"	2"	2.0
VT0550-52	550 GAL	118	52 X 66	8"	2"	2.0
VT0600-46	600 GAL	132	46 X 91	16"	2"	2.0
VT0625-64	625 GAL	102	64 X 50	8"	2"	2.0
VT0800-46	800 GAL	177	46 X 118	16"	2"	1.7
VT0900-46	900 GAL	222	46 X 132	16"	2"	1.7
VT1000-64	1000 GAL	252	64 X 81	16"	2"	1.7
VT1050-86	1050 GAL	192	86 X 54	16"	2"	1.7
VT1200-64	1200 GAL	277	64 X 97	16"	2"	1.7
VT1350-86	1350 GAL	230	86 X 65	16"	2"	1.7
VT1500-64	1500 GAL	337	64 X 115	16"	2"	1.7
VT1500-86	1500 GAL	252	86 X 69	16"	2"	1.7
VT1525-64	1525 GAL	352	64 X 122	16"	2"	1.7
VT1650-86	1650 GAL	280	86 X 74	16"	2"	1.7
VT2000-64	2000 GAL	467	64 X 156	16"	2"	1.7
VT2000-90	2000 GAL	377	91 X 84	16"	2"	1.7
VT2050-86	2050 GAL	402	86 X 93	16"	2"	1.7
VT2150-102	2150 GAL	417	102 X 71	16"	2"	1.7
VT2500-90	2500 GAL	422	91 X 103	16"	2"	1.7
NEW VT2500-96	2500 GAL	445	96 X 92	16″	2″	1.7
VT3000-90	3000 GAL	552	91 X 120	16"	2"	1.7
NEW VT3000-96	3000 GAL	582	96 X 109	16″	2″	1.7
VT3100-102*	3100 GAL	552	102 X 103	16"	2"	1.7
VT3400-102*	3400 GAL	587	102 X 107	16"	2"	1.7
VT4000-96*	4000 GAL	902	96 X 140	16"	2"	1.7
VT4200-96*	4200 GAL	952	96 X 148	16"	2"	1.7
VT4995-142*	4995 GAL	952	142 X 90	16"	3"	1.7
VT5000-102*	5000 GAL	1302	102 X 156	16"	3"	1.7
VT5150-102*	5150 GAL	1352	102 X 161	16"	3"	1.7
VT6250-102*	6250 GAL	1552	102 X 194	16"	3"	1.7
VT6500-120*	6500 GAL	1502	120 X 152	16"	3"	1.7
VT7000-142*	7000 GAL	1752	142 X 125	16"	3"	1.7
VT7800-120*	7800 GAL	1902	120 X 176	16"	3"	1.7
VT8000-120*	8000 GAL	1932	120 X 180	16"	3"	1.7
VT9000-142*	9000 GAL	2002	142 X 154	16"	3"	1.7
VT9150-120*	9150 GAL	2202	120 X 203	16"	3"	1.7
VT9500-120*	9500 GAL	2352	120 X 213	16"	3"	1.7
VT10500-2500*	10,500 GAL	2502	142 X 177	16"	3"	1.6
VT10500-2800*	10,500 GAL	2802	142 X 177	16"	3"	1.8
VT12500-142*	12,500 GAL	3402	142 X 208	16"	3"	1.7
VT15500-142*	15,500 GAL	4002	142 X 247	16"	3"	1.7

† INDICATES CAN BE SHIPPED VIA UPS/FED EX * HEAVY DUTY FITTING

Warning: *Cancer and Reproductive Harm.*
www.P65Warnings.ca.gov

VERTICAL TANKS - FLAT TOP

Featuring additional flats for fitting installation or mounting

PART NUMBER	CAPACITY	WEIGHT	DIMENSIONS (DIA X HEIGHT)	LID	FITTINGS	SPECIFIC GRAVITY
VT0075-23†	75 GAL	30	23 X 50	7"	1"	2.0
VT0100-28†	100 GAL	38	28 X 45	7"	1"	2.0
VT0105-23†	105 GAL	40	23 X 65	7"	1"	2.0
VT0130-32	130 GAL	47	32 X 46	8"	1"	2.0
VT0135-28	135 GAL	47	28 X 59	8"	1"	2.0
VT0160-28	160 GAL	58	28 X 68	8"	1"	2.0
VT0175-31	175 GAL	56	31 X 61	8"	1 1/2"	2.0
VT0180-40	180 GAL	50	40 X 45	5"	2" TOP	2.0
VT0210-40	210 GAL	58	40 X 49	5"	2" TOP	2.0
VT0225-31	225 GAL	67	31 X 76	8"	1 1/2"	2.0
VT0265-31	265 GAL	76	31 X 88	8"	1 1/2"	2.0
VT0295-42	295 GAL	74	42 X 55	16"	2"	2.0
VT0300-35	300 GAL	88	35 X 81	8"	2"	2.0
VT0420-42	420 GAL	102	42 X 75	16"	2"	2.0
VT0500-46	500 GAL	120	46 X 77	8"	2"	2.0
VT0850-54	850 GAL	184	54 X 94	8"	2"	1.7

† INDICATES CAN BE SHIPPED VIA UPS/FED EX

VT0265-31

VT0850-54

VERTICAL STANDS

PART NUMBER	DESCRIPTION	WEIGHT	DIMENSIONS (DIA X HEIGHT)
VT28/31-STP†	31-1/2" POLY STAND	35	39 X 24
VT-ST052	52" POLY STAND	165	52 X 36
VT-ST052FF	52" FOAM FILLED POLY STAND	201	52 X 36
VT160-28ST	160 GAL METAL STAND	83	30 X 26
VT265-31ST	265 GAL METAL STAND	89	33 X 26
VT300-35ST	300 GAL METAL STAND	114	37 X 38

† INDICATES CAN BE SHIPPED VIA UPS/FED EX

VT300-35ST

GUSSETED TANKS

Gusseted Top Vertical Tanks are free standing with a flat bottom for indoor or outdoor installations. Tanks are manufactured from medium-density polyethylene with UV inhibitors and designed for containment of liquids. Tank walls are translucent for level viewing and equipped with gallon indicators.

PART NUMBER	CAPACITY	WEIGHT	DIMENSIONS (DIA X HEIGHT)	LID	FITTINGS	SPECIFIC GRAVITY
GV1050-86	1050 GAL	177	86 X 50	16"	2"	1.5
GV1350-86	1350 GAL	209	86 X 62	16"	2"	1.5
GV1500-86	1500 GAL	230	86 X 69	16"	2"	1.5
GV1650-86	1650 GAL	257	86 X 74	16"	2"	1.5
GV4995-142	4995 GAL	952	142 X 97	16"	3"	1.7
GV7000-142	7000 GAL	1752	142 X 127	16"	3"	1.7
GV10500-2500	10500 GAL	2502	142 X 179	16"	3"	1.5
GV10500-2800	10500 GAL	2802	142 X 179	16"	3"	1.7
GV12500-142	12500 GAL	3402	142 X 208	16"	3"	1.7
GV15500-142	15500 GAL	4002	142 X 253	16"	3"	1.7

GV7000-142

WATER ONLY TANKS

Additional water only tanks available

Water Only Vertical Tanks are free standing for indoor or outdoor stationary applications. Tanks are manufactured from FDA compliant high-density polyethylene with UV inhibitors. Available in dark green or black.

PART NUMBER	CAPACITY	WEIGHT	DIMENSIONS (DIA X HEIGHT)	LID	FITTINGS	SPECIFIC GRAVITY
WO2500-VT	2500 GAL	392	96 X 92	16"	2"	1.0
WO3000-VT	3000 GAL	487	96 X 109	16"	2"	1.0

WO3000-VT

WO2500-VT

Warning: *Cancer and Reproductive Harm.*
www.P65Warnings.ca.gov

Batch Tanks are designed for indoor applications. The tanks support many features including vertical, open top vertical, cone bottom, as well as open top cone bottom options. All tanks feature 8" lids and one standard fitting. A hinged lid option is also available on the open top styles. Both polyethylene and metal stands designed for all styles make these tanks very versatile. Tanks are manufactured from medium-density polyethylene with UV inhibitors and are designed for the containment of liquids up to 2.0 specific gravity. Tank walls are translucent for level viewing and equipped with liter and gallon indicators.

VT0200-36

CB0200-36

VERTICAL BATCH TANKS

PART NUMBER	CAPACITY	WEIGHT	DIMENSIONS (DIA X HEIGHT)	LID	FITTINGS	SPECIFIC GRAVITY
VT0055-23†	55 GAL	26	23 X 38	8"	1"	2.0
VT0100-23	100 GAL	36	23 X 64	8"	1"	2.0
VT0145-36	145 GAL	52	36 X 40	8"	1"	2.0
VT0200-36	200 GAL	58	36 X 53	8"	1 1/2"	2.0
VT0250-36	250 GAL	76	36 X 62	8"	1 1/2"	2.0
VT0325-36	325 GAL	92	36 X 81	8"	2"	2.0

† INDICATES CAN BE SHIPPED VIA UPS/FED EX

VERTICAL BATCH TANKS - OPEN TOP

All tanks come with bolt-on top

PART NUMBER	CAPACITY	WEIGHT	DIMENSIONS (DIA X HEIGHT)	LID	FITTINGS	SPECIFIC GRAVITY
OP0055-23†	55 GAL	26	23 X 36	8"	1"	2.0
OP0100-23	100 GAL	36	23 X 62	8"	1"	2.0
OP0145-36	145 GAL	52	36 X 39	8"	1"	2.0
OP0200-36	200 GAL	58	36 X 51	8"	1 1/2"	2.0
OP0250-36	250 GAL	76	36 X 61	8"	1 1/2"	2.0
OP0325-36	325 GAL	92	36 X 80	8"	2"	2.0

† INDICATES CAN BE SHIPPED VIA UPS/FED EX

CONE BOTTOM BATCH TANKS

PART NUMBER	CAPACITY	WEIGHT	DIMENSIONS (DIA X HEIGHT)	LID	FITTINGS	SPECIFIC GRAVITY
CB0055-23†	55 GAL – 15°	26	23 X 39	8"	1 1/2"	2.0
CB0100-23	100 GAL – 15°	36	23 X 65	8"	1 1/2"	2.0
CB0145-36	145 GAL – 15°	52	36 X 43	8"	2"	2.0
CB0200-36	200 GAL – 15°	58	36 X 55	8"	2"	2.0
CB0250-36	250 GAL – 15°	76	36 X 67	8"	2"	2.0
CB0325-36	325 GAL – 15°	92	36 X 84	8"	2"	2.0

STAND IS REQUIRED
† INDICATES CAN BE SHIPPED VIA UPS/FED EX

OC0200-36

CONE BOTTOM BATCH TANKS - OPEN TOP

All tanks come with bolt-on top

PART NUMBER	CAPACITY	WEIGHT	DIMENSIONS (DIA X HEIGHT)	LID	FITTINGS	SPECIFIC GRAVITY
OC0055-23†	55 GAL – 15°	26	23 X 37	8"	1 1/2"	2.0
OC0100-23	100 GAL – 15°	36	23 X 63	8"	1 1/2"	2.0
OC0145-36	145 GAL – 15°	52	36 X 41	8"	2"	2.0
OC0200-36	200 GAL – 15°	58	36 X 53	8"	2"	2.0
OC0250-36	250 GAL – 15°	76	36 X 65	8"	2"	2.0
OC0325-36	325 GAL – 15°	92	36 X 82	8"	2"	2.0

STAND IS REQUIRED
† INDICATES CAN BE SHIPPED VIA UPS/FED EX

OC036-STP
(WITH ADAPTOR)

BATCH TANK LIDS & STANDS

PART NUMBER	DESCRIPTION	WEIGHT
19502	23" HINGED LID	8
19505	36" HINGED LID	14
OC023-STP	23" POLY CONE BOTTOM STAND	45
19506	23" POLY VERTICAL STAND ADAPTER	7
OC036-STP	36" POLY CONE BOTTOM STAND	92
19507	36" POLY VERTICAL STAND ADAPTER	15
CB023-15ST	23" METAL STAND	37
CB036-15ST	36" METAL STAND	84

Warning: *Cancer and Reproductive Harm.*
www.P65Warnings.ca.gov

Cone Bottom Tanks are selected when a more complete drain out of stored chemical is required in indoor or outdoor installations. Tanks require stands to support the conical bottoms. Tanks are manufactured from medium- or high-density polyethylene with UV inhibitors. Tank walls are translucent for level viewing and equipped with gallon indicators.

CB350-42

CONE BOTTOM TANKS - FLAT TOP

PART NUMBER	CAPACITY	WEIGHT	DIMENSIONS (DIA X HEIGHT)	OVERALL HEIGHT (INCLUDING STAND)	LID	FITTINGS	SPECIFIC GRAVITY
CB0150-36	150 GAL - 45°	63	36 X 51	63"	12"	2"	2.0
CB0200-42	200 GAL – 45°	77	42 X 55	67"	12"	2"	2.0
CBFD240-42	240 GAL – 45° FULL DRAIN	77	42 X 59	69"	12"	2"	2.0
CB0345-52	345 GAL – 45°	102	52 X 58	70"	12"	2"	2.0
CB0350-42	350 GAL – 45°	120	42 X 81	93"	12"	2"	2.0
CB0500-52	500 GAL – 45°	132	52 X 81	92"	12"	2"	2.0
CB0850-90	850 GAL – 15°	212	91 X 56	67"	16"	2"	1.7
CB1150-90	1150 GAL – 15°	242	91 X 67	78"	16"	2"	1.7
CB1550-90	1550 GAL – 30°	286	91 X 88	97"	16"	2"	1.7
CB2450-90	2450 GAL – 15°	437	91 X 114	125"	16"	2"	1.7
CB2550-90	2550 GAL – 30°	502	91 X 126	134"	16"	2"	1.7

STAND IS REQUIRED

CB0850-90

CONE BOTTOM TANKS - DOME TOP

PART NUMBER	CAPACITY	WEIGHT	DIMENSIONS (DIA X HEIGHT)	OVERALL HEIGHT (INCLUDING STAND)	LID	FITTINGS	SPECIFIC GRAVITY
CB0300-42	300 GAL – 45°	102	42 X 67	79"	16"	2"	2.0
CB0800-86	800 GAL – 15°	182	86 X 48	58"	16"	2"	1.7
CB1000-64	1000 GAL – 45°	252	64 X 98	112"	16"	2"	1.7
CB1000-90	1000 GAL – 15°	212	91 X 54	64"	16"	2"	1.7
CB1005-64	1005 GAL – 15°	222	64 X 86	105″	16″	2″	1.7
CB1200-90	1200 GAL – 15°	242	91 X 62	74"	16"	2"	1.7
CB1300-90	1300 GAL – 15°	262	91 X 65	75"	16"	2"	1.7
CB1490-64	1490 GAL – 45°	342	64 X 132	146"	16"	2″	1.7
CB1500-64	1500 GAL – 15°	332	64 X 122	141″	16″	2″	1.7
CB1500-96	1500 GAL - 30°	252	96 X 80	92″	16″	2″	1.7
CB1600-90	1600 GAL – 30°	286	91 X 85	94"	16"	2"	1.7
CB1700-86	1700 GAL – 15°	286	86 X 85	96"	16"	2"	1.7
CB2000-96	2000 GAL - 30°	292	96 X 96	108″	16″	2″	1.7
CB2495-90	2495 GAL – 30°	487	91 X 119	129"	16"	2"	1.7
CB2500-90	2500 GAL – 15°	437	91 X 111	122"	16"	2"	1.7
CB2600-90	2600 GAL – 30°	502	91 X 123	132"	16"	2"	1.7
CB2600-86	2600 GAL – 45°	502	86 X 146	158"	16"	2"	1.7
CB3000-90	3000 GAL – 15°	552	91 X 128	138"	16"	2"	1.7
CB3000-96	3000 GAL – 30°	552	96 X 125	137"	16"	2"	1.7
CB4200-122	4200 GAL – 15°	1102	122 X 113	126"	16"	3"	1.7
CB4600-102	4600 GAL – 15°	1202	102 X 155	166"	16"	2"	1.7
CB4900-102	4900 GAL – 15°	1302	102 X 159	170"	16"	2"	1.7
CB6000-122	6000 GAL – 15°	1602	122 X 150	162"	16"	3"	1.7
CB6900-122	6900 GAL – 15°	1702	122 X 168	178"	16"	3"	1.7
CB8250-122	8250 GAL – 15°	2102	122 X 195	206"	16"	3"	1.7

STAND IS REQUIRED

CB1005-64

CB8250-122

Warning: *Cancer and Reproductive Harm.*
www.P65Warnings.ca.gov

CONE BOTTOM STANDS

PART NUMBER	DESCRIPTION	WEIGHT	DIMENSIONS (DIA X HEIGHT)	CLEARANCE
CB036-45ST	150 GAL – 45°	63	64 X 61	12"
CB042-45ST	200, 300 OR 350 GAL – 45°	82	41 X 34	11"
CBFD042-45ST	240 GAL FULL DRAIN – 45°	82	42 X 42	10"
CB052-45ST	345 OR 500 GAL – 45°	174	55 X 41	13"
CB064-15ST	1005 OR 1500 GAL – 15°	320	64 X 25	16"
CB064-45ST	1000 OR 1490 GAL – 45°	320	64 X 61	14"
CB086-15ST	800 OR 1700 GAL – 15°	360	86 X 23	11"
CB086-45ST	2600 GAL – 45°	580	86 X 49	12"
CB090-15ST	850, 1000, 1150, 1200, 1300, 2450, 2500 OR 3000 GAL – 15°	380	90 X 24	11"
CB090-30ST	1550, 1600, 2550 OR 2600 GAL – 30°	640	94 X 40	9"
CB096-30ST	1500, 2000, 3000 GAL – 30°	553	96 X 38	12"
CB102-15ST	4600 OR 4900 GAL – 15°	640	102 X 25	11"
CB122-15ST	4200, 6000, 6900 OR 8250 GAL – 15°	1020	122 X 27	10"

CB096-30ST

CONE BOTTOM TANKS - OPEN TOP

All tanks come with bolt-on top

Open Top Tanks are selected for collection systems, temporary liquid storage or as secondary containment for tanks in indoor or outdoor stationary installations. Tanks require stands to support the conical bottoms. Tanks are manufactured from medium- or high-density polyethylene with UV inhibitors. Tank walls are translucent for level viewing and equipped with gallon indicators.

PART NUMBER	DESCRIPTION	WEIGHT	DIMENSIONS (DIA X HEIGHT)	OVERALL HEIGHT	FITTINGS	SPECIFIC GRAVITY
OC0840-90	840 GAL – 15°	214	91 X 49	61"	2"	1.7
OC1010-64	1,010 GAL – 45°	252	64 X 99	113"	2"	1.7
OC1050-90	1,050 GAL – 15°	242	91 X 57	69"	2"	1.7
OC1150-90	1,150 GAL – 15°	262	91 X 60	72"	2"	1.7
OC1450-90	1,450 GAL – 30°	286	91 X 79	89"	2"	1.7
OC1500-64	1,500 GAL – 45°	342	64 X 134	147"	2"	1.7
OC1710-86	1,710 GAL – 15°	286	86 X 87	98"	2"	1.7
OC2350-90	2,350 GAL – 15°	437	91 X 106	118"	2"	1.7
OC2440-90	2,440 GAL – 30°	502	91 X 117	127"	2"	1.7
OC2610-86	2,610 GAL – 45°	502	86 X 147	158"	2"	1.7

STAND IS REQUIRED

OC1010-64

CONE BOTTOM TANKS - OPEN TOP STANDS

PART NUMBER	DESCRIPTION	WEIGHT	DIMENSIONS (DIA X HEIGHT)	CLEARANCE
CB064-45ST	1010 OR 1500 GAL – 45°	320	64 X 61	14"
CB086-15ST	1710 GAL – 15°	360	86 X 23	11"
CB086-45ST	2610 GAL – 45°	580	86 X 49	12"
CB090-15ST	840, 1050, 1150, OR 2350 GAL – 15°	380	90 X 24	11"
CB090-30ST	1450 OR 2440 GAL – 30°	640	90 X 40	9"

OC1710-86

Warning: *Cancer and Reproductive Harm.*
www.P65Warnings.ca.gov

INDUCTOR TANKS

Inductor Tanks are selected as supply tanks for indoor or outdoor applications and feature conical bottoms to facilitate liquid drain out. Full-Drain tanks are available with molded in threaded outlet for complete drainage. Tanks require stands to support the conical bottoms. These tanks are manufactured from medium-density polyethylene with UV inhibitors and designed for containment of liquids of up to 1.7 specific gravity. Tank walls are translucent for level viewing and equipped with gallon indicators.

PART NUMBER	CAPACITY	DESCRIPTION	WEIGHT	DIMENSIONS (DIA X HEIGHT)	LID	FITTINGS	SPECIFIC GRAVITY
INFD7-15†	7 GAL	FULL DRAIN	8	15 X 21	8"	1 1/2" FPT BOSS	1.7
INFD10-15	10 GAL	FULL DRAIN	10	15 X 25	8"	1 1/2" FPT BOSS	1.7
IN0015-19†	15 GAL		12	19 X 24	12"	2" FPT	1.7
INFD15-19†	15 GAL	FULL DRAIN	12	19 X 27	12"	1 1/2" FPT BOSS	1.7
IN0015-19SM†	15 GAL	SIDE MOUNT	10	19 X 24	12"	2" FPT	1.7
IN0030-24†	30 GAL		17	24 X 30	12"	2" FPT	1.7
INFD30-24†	30 GAL	FULL DRAIN	17	24 X 33	12"	1 1/2" FPT BOSS	1.7
INFD040-30†	40 GAL	FULL DRAIN	26	30 X 34	12"	2" MPT BOSS	1.7
IN0055-24†	55 GAL		24	24 X 42	12"	2" FPT	1.7
INFD55-24†	55 GAL	FULL DRAIN	24	24 X 46	12"	1 1/2" FPT BOSS	1.7
INFD60-30†	60 GAL	FULL DRAIN	28	30 X 38	16"	2" MPT BOSS	1.7
IN0085-30†	85 GAL		37	30 X 43	12"	2" FPT	1.7
INFD85-30	85 GAL	FULL DRAIN	37	30 X 48	12"	2" FPT BOSS	1.7
IN0110-30	110 GAL		44	30 X 51	12"	2 " FPT	1.7
INFD110-30	110 GAL	FULL DRAIN	44	30 X 56	12"	2" FPT BOSS	1.7

STAND IS REQUIRED
† INDICATES CAN BE SHIPPED VIA UPS/FED EX

INFD30-24

IN0015-19

INDUCTOR STANDS

PART NUMBER	CAPACITY	DESCRIPTION	WEIGHT
INFD7-10-ST†	7 OR 10 GAL	FOR 15" DIA TANK	12
IN15-ST†	15 GAL	FOR 15' DIA TANK	15
INFD15-ST†	15 GAL	4" TALLER FOR FULL DRAIN	16
IN30/55-ST†	30 OR 55 GAL	FOR 24" DIA TANK	18
INFD30/55-ST	30 OR 55 GAL	4" TALLER FOR FULL DRAIN	19
IN40/85-ST†	40, 60, 85, OR 110 GAL	FOR 30" DIA TANK	40
IN40-ST†	40 GAL	FOR UPS SHIPMENTS	40
INFD40/85-ST†	40, 60, 85, OR 110 GAL	4" TALLER FOR FULL DRAIN	45

† INDICATES CAN BE SHIPPED VIA UPS/FED EX

BLOW MOLD INDUCTOR TANK SET WITH POLYETHYLENE LEGS

Blow Molded Inductor Tank Sets are designed for indoor or outdoor stationary applications. Anchor Kits are available for transportable (non-DOT regulated) applications. Four blow molded polyethylene legs are included that attach directly to the tank with stainless steel hardware. Tanks feature full drain conical bottoms and outlet for complete drainage. Tank walls are translucent for level viewing and equipped with gallon/liter indicators. Tanks are manufactured from high-density polyethylene with UV inhibitors and are designed for the containment of liquids of up to 1.7 specific gravity.

PART NUMBER	CAPACITY	WEIGHT	DIMENSIONS (CASE)	LID	FITTINGS	SPECIFIC GRAVITY
IBFD10-SET†	10 GAL FULL DRAIN	37	18.5" X 21.5" X 32"	12"	2"	1.7
IBFD15-SET†	15 GAL FULL DRAIN	39	18.5" X 21.5" X 32"	12"	2"	1.7
IBFD20-SET†	20 GAL FULL DRAIN	42	18.5" X 21.5" X 32"	12"	2"	1.7
IBFD35-SET†	35 GAL FULL DRAIN	41	25" X 25" X 43"	12"	2"	1.7
IBFD60-SET†	60 GAL FULL DRAIN	47	25" X 25" X 55"	12"	2"	1.7
12695	BLOW MOLD INDUCTOR LEG ANCHOR KIT	2	6" X 6" X 6"			

† INDICATES CAN BE SHIPPED VIA UPS/FED EX

IBFD35-SET

SHOWN WITH OPTIONAL ANCHOR KIT

Warning: *Cancer and Reproductive Harm.*
www.P65Warnings.ca.gov

FREE STANDING HORIZONTAL WITHOUT SUMP

Free Standing Horizontal Tanks are selected when transportable (non-DOT regulated) containment is required for indoor or outdoor applications. Tanks are equipped with molded-in legs to support the tank and band/hoop locators for tie down. Tanks are manufactured from medium- or high-density polyethylene with UV inhibitors and designed for containment of liquids of up to 1.7 specific gravity. Tank walls are translucent for level viewing and equipped with gallon indicators.

FS0055-23 NEW

FS0735-48

FS1750-62W

FS4200-92 NEW

PART NUMBER	CAPACITY	HOOPS	DESCRIPTION	WEIGHT	DIMENSIONS (DIA X HEIGHT)	LID	FITTING	SPECIFIC GRAVITY
FS0035-18†	35 GAL			16	18 X 34	5"	1"	1.7
FS0055-23†	55 GAL			22	23 X 34	5"	1"	1.7
FS0065-24†	65 GAL			33	24 X 39	5"	1"	1.7
FS0070-24†	70 GAL		STACKABLE	37	24 X 39	5"	1"	1.7
FS0125-32	125 GAL			54	32 X 44	8"	1"	1.7
FS0165-32	165 GAL			72	32 X 54	8"	1"	1.7
FS0225-38	225 GAL			87	38 X 52	8"	2"	1.7
FS0325-38	325 GAL			108	38 X 72	12"	2"	1.7
FS0335-44	335 GAL			118	44 X 56	16"	2"	1.7
FS0510-57	510 GAL	REQUIRED	ELLIPTICAL	164	57 X 80 X 39	16"	2"	1.7
FS0535-48	535 GAL			162	48 X 78	16"	2"	1.7
FS0735-48	735 GAL	REQUIRED		252	48 X 103	16"	2"	1.7
FS0925-DW	925 GAL	REQUIRED		292	62 X 81	16"	2"	1.7
FS1005-48	1005 GAL	REQUIRED		342	48 X 130	16"	2"	1.7
FS1035-78	1035 GAL	REQUIRED	ELLIPTICAL	292	78 X 90 X 52	16"	2"	1.7
FS1065-56W	1065 GAL	REQUIRED		342	56 X 105	16"	2"	1.7
FS1300-DW	1300 GAL	REQUIRED		427	62 X 114	16"	2"	1.7
FS1610-78	1610 GAL	REQUIRED	ELLIPTICAL	530	78 X 139 X 56	16"	2"	1.7
FS1750-62W	1750 GAL	REQUIRED		616	62 X 147	16"	2"	1.7
FS1800-2W	1800 GAL	REQUIRED	MULTI TANKS (2)	580	62 X 149	16"	2"	1.7
FS1850-78	1850 GAL	REQUIRED	ELLIPTICAL	571	78 X 139 X 63	16"	2"	1.7
FS2350-88	2350 GAL	REQUIRED	ELLIPTICAL	920	88 X 146 X 63	16"	2"	1.7
FS2600-2W	2600 GAL	REQUIRED	MULTI TANKS (2)	850	62 X 212	16"	2"	1.7
FS2750-88	2750 GAL	REQUIRED	ELLIPTICAL	1150	88 X 146 X 70	16"	2"	1.7
FS3250-88	3250 GAL	REQUIRED	ELLIPTICAL	1208	88 X 146 X 79	16"	3"	1.7
FS3750-88	3750 GAL	REQUIRED	ELLIPTICAL	1422	88 X 146 X 91	16"	3"	1.7
FS4200-92	4200 GAL	REQUIRED	ELLIPTICAL	1648	92 X 195 X 80	16"	3"	1.7
FS4250-88	4250 GAL	REQUIRED	ELLIPTICAL	1617	88 X 146 X 101	16"	3"	1.7

† INDICATES CAN BE SHIPPED VIA UPS/FED EX



Warning: *Cancer and Reproductive Harm.*
www.P65Warnings.ca.gov

FM0925-DS

FREE STANDING HORIZONTAL WITH SUMP

PART NUMBER	CAPACITY	HOOPS	DESCRIPTION	WEIGHT	DIMENSIONS (DIA X HEIGHT)	LID	FITTING	SPECIFIC GRAVITY
FM0015-14S†*	15 GAL			13	14 X 30	5"		1.7
FM0025-16S†*	25 GAL			15	16 X 34	5"		1.7
FM0925-DS*	925 GAL	REQUIRED		292	62 X 81	16"	2"	1.7
FM1010-48*	1010 GAL	REQUIRED		342	48 X 130	16"	2"	1.7
FM1065-56S*	1065 GAL	REQUIRED		342	56 X 105	16"	2"	1.7
FM1300-DS*	1300 GAL	REQUIRED		427	62 X 114	16"	2"	1.7
FM1610-78S*	1610 GAL	REQUIRED	ELLIPTICAL	530	78 X 139 X 58	16"	2"	1.7
FM1750-62S*	1750 GAL	REQUIRED		616	62 X 147	16"	2"	1.7
FM1800-2S*	1800 GAL	REQUIRED	MULTI TANKS (2)	580	62 X 149	16"	2"	1.7
FM1850-78S*	1850 GAL	REQUIRED	ELLIPTICAL	571	78 X 139 X 67	16"	2"	1.7
FM2350-88S*	2350 GAL	REQUIRED	ELLIPTICAL	920	88 X 146 X 63	16"	2"	1.7
FM2600-2S*	2600 GAL	REQUIRED	MULTI TANKS (2)	850	62 X 212	16"	2"	1.7
FM2750-88S*	2750 GAL	REQUIRED	ELLIPTICAL	1150	88 X 146 X 70	16"	2"	1.7
FM3200-2S*	3200 GAL	REQUIRED	MULTI TANKS (2) & ELLIPTICAL	1100	88 X 172 X 74	16"	2"	1.7
FM3250-88S*	3250 GAL	REQUIRED	ELLIPTICAL	1208	88 X 146 X 79	16"	3"	1.7
FM3750-88S*	3750 GAL	REQUIRED	ELLIPTICAL	1422	88 X 146 X 91	16"	3"	1.7
NEW FM4200-92*	4200 GAL	REQUIRED	ELLIPTICAL	1648	92 X 195 X 80	16"	3"	1.7
FM4250-88S*	4250 GAL	REQUIRED	ELLIPTICAL	1617	88 X 146 X 101	16″	3"	1.7

† INDICATES CAN BE SHIPPED VIA UPS/FED EX * SKID REQUIRED TO SUPPORT ELEVATED LEGS

FM1750-62S

Used for Lawn and Tree Care

Warning: *Cancer and Reproductive Harm.*
www.P65Warnings.ca.gov

HOOPS, BAFFLES & SKIDS

FS1005-HP

FS3250-LAD

FM2350/3250-SKE

	PART NUMBER	CAPACITY/DESCRIPTION	WEIGHT	DIMENSIONS
	FS048-HP	735 GAL HOOPS	SET OF 3	1.315 OD
	FS062-HP-925	925 GAL HOOPS	SET OF 2	1.66 OD
	FS062-HP-1300	1300 GAL HOOPS	SET OF 3	1.66 OD
	FS062-HP-1750	1750 GAL HOOPS	SET OF 4	1.66 OD
	FS062-HP-1800C	1800 GAL HOOPS	SET OF 4	1.66 OD
	FS062-HP-2600C	2600 GAL HOOPS	SET OF 6	1.66 OD
	FS0510-HP	510 GAL HOOPS	SET OF 3	1.315 OD
	FS1005-HP	1005 GAL HOOPS	SET OF 4	1.315 OD
	FM1010-HP	1010 GAL HOOPS	SET OF 4	1.315 OD
	FS1035-HP	1035 GAL HOOPS	SET OF 3	1.66 OD
	FS1065-HP	1065 GAL HOOPS	SET OF 3	1.315 OD
	FS1065-BAF	1065 GAL BAFFLE KIT (OPTIONAL)	38	
	FS1610-HP	1610 GAL HOOPS W/O SUMP	SET OF 4	1.66 OD
	FM1610-HP	1610 GAL HOOPS W/SUMP	SET OF 4	1.66 OD
	FS1850-HP	1850 GAL HOOPS W/O SUMP	SET OF 4	1.66 OD
	FM1850-HP	1850 GAL HOOPS W/SUMP	SET OF 4	1.66 OD
	FS2350-HP	2350 GAL HOOPS	SET OF 4	1.90 OD
	FS2750-HP	2750 GAL HOOPS	SET OF 4	1.90 OD
	FM3200-HP	3200 GAL HOOPS	SET OF 4	1.66 OD
	FS3250-HP	3250 GAL HOOPS	SET OF 4	1.90 OD
	FS3250-LAD	3250 LADDER	56	16 X 78
	FS3750-HP	3750 GAL HOOPS	SET OF 4	1.90 OD
	FS3750-LAD	3750 LADDER	62	16 X 90
NEW	FS4200-HP-92	4200 GAL HOOPS	SET OF 5	1.90 OD
NEW	FS4200-HPF-92	4200 GAL HOOPS W/FEET	SET OF 5	1.90 OD
	FS4250-HP	4250 GAL HOOPS	SET OF 4	1.90 OD
	FS4250-LAD	4250 LADDER	68	16 X 100
	FS0925-SK	925 GAL SKID	280	61 X 64
	FM1010-SK	1010 GAL SKID	409	53 X 115
	FM1065-SKS	1065 GAL SKID W/SUMP	280	61 X 78
	FS1065-SKW	1065 GAL SKID W/O SUMP	200	59 X 100
	FS1300-SK	1300 GAL SKID	450	64 X 104
	FM1610-SKC	1610 OR 1850 GAL SKID CENTER DRAIN	490	83 X 107
	FM1610-SKE	1610 OR 1850 GAL SKID END SUMP	490	83 X 112
	FS1750-SK	1750 GAL SKID	604	64 X 138
	FS1800-SKW	1800 GAL SKID W/O SUMP	382	64 X 125
	FM1800-SKS	1800 GAL SKID W/SUMP	580	64 X 125
	FS2350/3250-SK	2350, 2750, 3250, 3750, OR 4250 GAL SKID W/O SUMP	1078	88 X 141
	FM2350/3250-SKC	2350, 2750, 3250, 3750, OR 4250 GAL SKID CENTER SUMP	1060	88 X 141
	FM2350/3250-SKE	2350, 2750, 3250, 3750, OR 4250 GAL SKID END SUMP	1060	88 X 141
	FS2600-SK	2600 GAL SKID	900	64 X 201
	FS3200-SK	3200 GAL SKID	1163	90 X 168
NEW	FS4200-SKCO	4200 GAL SKID CENTER SUMP	1454	92 X 190
NEW	FS4200-SKEO	4200 GAL SKID END SUMP	1454	92 X 190
NEW	FS4200-SK	4200 GAL SKID W/O SUMP	1454	92 X 190



Baffles

Ace Roto-Mold has developed a unique baffle system that is easy to install and clean. These baffles help to reduce fluid sloshing. Baffle systems come standard in some tanks and offered as an option for others.

Poly baffles for fluid control are inserted through the lid and installed prior to shipment.

Warning: *Cancer and Reproductive Harm.*
www.P65Warnings.ca.gov

FM3750-88
TANK SHOWN WITH
HOOPS AND SKID

Used for Brine Application

FS4250-88
TANK SHOWN WITH HOOPS,
SKID AND LADDER

Warning: *Cancer and Reproductive Harm.*
www.P65Warnings.ca.gov

POWDER-COATED STEEL BANDS *with J-bolt*

Bands with J-bolt

PART NUMBER	DESCRIPTION	WEIGHT	BANDS (W X L)
FS0035-SB†*	35 GAL KIT SILVER	2	2 X 45
FS0065-SB†*	65 GAL KIT SILVER	4	2 X 61
FS125/165-SBPJ†	125/165 GAL KIT SILVER	10.5	3 X 80
FS225/325-SBPJ†	225/325 GAL KIT SILVER	13	3 X 95
FS0335-SBPJ†	335 GAL KIT SILVER	15	3 X 110
FS0535-SBPJ†	535 GAL KIT SILVER	16	3 X 120

† INDICATES CAN BE SHIPPED VIA UPS/FED EX * STAINLESS STEEL BANDS STANDARD

POWDER-COATED STEEL BANDS *with Feet*

Bands with Feet

PART NUMBER	DESCRIPTION	WEIGHT	BANDS (W X L)
FS0035-SBPF†	35 GAL KIT SILVER	8	2 X 47.5
FS0065-SBPF†	65 GAL KIT SILVER	12	2 X 67
FS125/165-SBPF†	125/165 GAL KIT SILVER	16	2.5 X 84.5
FS225/325-SBPF†	225/325 GAL KIT SILVER	19	2.5 X 99.5
FS0335-SBPF†	335 GAL KIT SILVER	34	2.75 X 116.5
FS0535-SBPF†	535 GAL KIT SILVER	36	2.75 X 125

† INDICATES CAN BE SHIPPED VIA UPS/FED EX

ROUND HORIZONTAL TANKS

Round Horizontal Tanks are selected when transportable (non-DOT regulated) containment is required for indoor or outdoor applications. Tanks require cradles and bands to support the round bottom. All tanks are equipped with drain out sumps. Tanks are manufactured from medium-density polyethylene with UV inhibitors and designed for containment of liquids of up to 1.7 specific gravity. Tank walls are translucent for level viewing and equipped with gallon indicators.

HZ0300-38

PART NUMBER	CAPACITY	WEIGHT	DIMENSIONS (DIA X HEIGHT)	LID	FITTINGS	SPECIFIC GRAVITY
HZ0025-23†	25 GAL	16	23 X 22	5"	3/4"	1.7
HZ0055-23†	55 GAL	25	23 X 38	5"	3/4"	1.7
HZ0075-24†	75 GAL	33	24 X 47	5"	3/4"	1.7
HZ0095-24†	95 GAL	37	24 X 56	5"	1 1/4"	1.7
HZ0100-23	100 GAL	40	23 X 64	5"	1 1/4"	1.7
HZ0110-30	110 GAL	42	30 X 44	8"	1 1/4"	1.7
HZ0150-30	150 GAL X 30	50	30 X 57	8"	3/4" & 1 1/4"	1.7
HZ0150-32	150 GAL X 32	50	32 X 52	8"	3/4" & 1 1/4"	1.7
HZ0200-32	200 GAL X 32	66	32 X 68	8"	3/4" & 1 1/4"	1.7
HZ0200-38	200 GAL X 38	66	38 X 51	8"	3/4" & 1 1/4"	1.7
HZ0300-38	300 GAL	90	38 X 76	8"	3/4" & 1 1/4"	1.7
HZ0400-42	400 GAL	117	42 X 76	8"	3/4" & 1 1/4"	1.7
HZ0500-48	500 GAL	124	48 X 79	8"	3/4" & 1 1/4"	1.7

† INDICATES CAN BE SHIPPED VIA UPS/FED EX

HORIZONTAL CRADLES

HZ0500-C

PART NUMBER	CAPACITY	WEIGHT	BANDS (W X L)
HZ0025-C*†	25 GAL	18	1.5" X 50"
HZ0055-C*†	55 GAL	24	2" X 50.5"
HZ0075-C†	75 GAL	36	2" X 51.5"
HZ0095-C†	95 GAL	38	2" X 51.5"
HZ0100-C†	100 GAL	40	1.75" X 41.5"
HZ0110-C†	110 GAL	40	2.75" X 60"
HZ0153-C†	150 GAL X 30	57	2.75" X 55"
HZ0150-C	150 GAL X 32	56	2.75" X 56"
HZ0232-C	200 GAL X 32	110	2.75" X 57"
HZ0238-C	200 GAL X 38	85	2.75" X 65"
HZ0300-C	300 GAL	145	2.75" X 69.5"
HZ0400-C	400 GAL	146	2.75" X 76"
HZ0500-C	500 GAL	170	2.75" X 88"

† INDICATES CAN BE SHIPPED VIA UPS/FED EX
* STAINLESS STEEL BANDS STANDARD (INCLUDED WITH CRADLE)

Warning: *Cancer and Reproductive Harm.*
www.P65Warnings.ca.gov

ELLIPTICAL TANKS

Elliptical Tanks can be selected for stationary or transportable (non-DOT regulated) applications both indoor and outdoor. The elliptical tank lowers the center of gravity to enhance stability and visibility. The tanks feature a standard 2 1/2" collection sump on the bottom for full drain out. An 8 1/2" deep sump option is available in five sizes. Sump is located directly under the lid on standard tanks, but a center sump option is available on tanks from 500-1250 gallons. These tanks require the bottom to be fully supported with a cradle for use. The tanks are manufactured from medium-density polyethylene with UV stabilizers and are designed for containment of liquids of up to 1.7 specific gravity. Tank walls are translucent for level viewing and equipped with gallon indicators.

PART NUMBER	CAPACITY	WEIGHT	DIMENSIONS (W X L X H)	LID	FITTINGS	SPECIFIC GRAVITY
HE0085-36	85 GAL	42	36 X 47 X 21	7"	NONE	1.7
HE0200-41	200 GAL	84	41 X 66 X 26	8"	3/4" & 1 1/4"	1.7
HE0300-48	300 GAL	114	48 X 70 X 30	8"	3/4" & 1 1/4"	1.7
HE0400-57	400 GAL	129	57 X 70 X 36	8"	3/4" & 1 1/4"	1.7
HE0500-57+	500 GAL	167	57 X 82 X 36	8"	3/4" & 1 1/4"	1.7
HED0500-57	500 GAL 8.5" DEEP	167	57 X 82 X 36	8"	3/4" & 1 1/4"	1.7
HE0600-64	600 GAL	187	64 X 84 X 39	16"	3/4" & 1 1/4"	1.7
HE0750-69+	750 GAL	222	69 X 89 X 42	16"	1 1/4" & 2"	1.7
HED0750-69	750 GAL 8.5" DEEP	222	69 X 89 X 42	16"	1 1/4" & 2"	1.7
HE0850-69	850 GAL	248	69 X 89 X 46	16"	1 1/4" & 2"	1.7
HED0850-69	850 GAL 8.5" DEEP	248	69 X 89 X 46	16"	1 1/4" & 2"	1.7
HE1000-78*	1000 GAL	287	78 X 90 X 49	16"	1 1/4" & 2"	1.7
HED1000-78*	1000 GAL 8.5" DEEP	287	78 X 90 X 49	16"	1 1/4" & 2"	1.7
HE1000-BAF	1000 OPTIONAL BAFFLE KIT	41				
HE1250-78†	1250 GAL	402	78 X 92 X 60	16"	1 1/4" & 2"	1.7
HED1250-78†	1250 GAL 8.5" DEEP	402	78 X 92 X 60	16"	1 1/4" & 2"	1.7
HE1600-78†	1600 GAL	439	78 X 138 X 49	16"	2"	1.7
HED1600-78†	1600 GAL 6" DEEP	439	78 X 138 X 49	16"	2"	1.7

† INDICATES BAFFLE SYSTEM IS STANDARD + AVAILABLE IN FLAT-BOTTOM STYLE
* INDICATES BAFFLE OPTION AVAILABLE

HE0300-48



HE1600-78

ELLIPTICAL CRADLES

PART NUMBER	DESCRIPTION	WEIGHT	BANDS (W X L)
HE0085-C	85 GAL	40	2" X 55"
HE0200-C	200 GAL	140	3" X 61"
HE0300-C	300 GAL	155	3" X 74"
HE0400-C	400 GAL	190	4" X 89"
HE0500-C	500 GAL	202	4" X 89"
HE0600-C	600 GAL	243	4" X 92"
HE0750-C	750 GAL	405	4" X 93"
HE0850-C	850 GAL	408	4" X 99"
HE1000-C	1000 GAL	515	4" X 105"
HE1250-C	1250 GAL	520	4" X 126"
HE1600-C	1600 GAL	578	3.5" X 124"

BANDS INCLUDED WITH CRADLES

Drain Options — Available on 500–1,250 gallon tanks

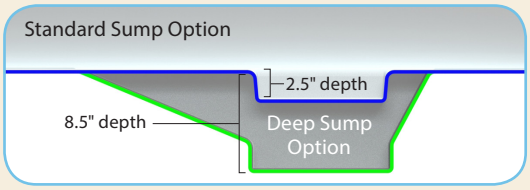

HE0085-C

HE0600-C

Warning: *Cancer and Reproductive Harm.*
www.P65Warnings.ca.gov

CONTAINMENT TANKS - OPEN TOP

Open Top Tanks are selected for collection systems, temporary liquid storage, or as secondary containment for vertical tanks in indoor or outdoor installations. Tanks are manufactured from medium or high-density polyethylene with UV inhibitors. Tank walls are translucent for level viewing and equipped with gallon indicators. The Open Top Rectangle Tanks (RT) are ONLY for secondary containment purposes. They are not to be utilized for primary storage of liquids.

OP0360-48

VT0265-31 Shown inside

OP1325-RT

PART NUMBER	CAPACITY	DESCRIPTION	WEIGHT	DIMENSIONS (DIA X HEIGHT)	SPECIFIC GRAVITY
OP0055-2DC	2–55 GAL DRUMS		70	34 X 62 X 26	1.7
OP0100-RT^	100 GAL RECTANGLE		26	43 X 43 X 17	1.7
OP0150-RT^	150 GAL RECTANGLE		35	47 X 60 X 16	1.7
OP0200-RT^	200 GAL RECTANGLE		78	66 X 78 X 12	1.7
OP0210-RT^	210 GAL RECTANGLE		52	53 X 65 X 18	1.7
OP0210-40	210 GAL		48	40 X 42	2.0
OP0300-RT	300 GAL RECTANGLE		82	57 X 94 X 18	1.7
OP0325-RT^	325 GAL RECTANGLE		115	60 X 96 X 24	1.7
OP0360-48	360 GAL		115	48 X 51	2.0
OP0425-RT^	425 GAL RECTANGLE		94	69 X 71 X 25	1.7
OP0500-56	500 GAL	COMES WITH BOLT-ON TOP	150	56 X 65	2.0
OP0625-RT^	625 GAL RECTANGLE		145	72 X 108 X 24	1.7
OP0635-64	635 GAL	COMES WITH BOLT-ON TOP	102	64 X 52	1.7
OP0825-RT^	825 GAL RECTANGLE		276	73 X 73 X 66	1.7
OP0900-86	900 GAL		175	86 X 43	1.7
OP1000-74	1000 GAL	COMES WITH BOLT-ON TOP	277	74 X 64	1.7
OP1010-64	1010 GAL	COMES WITH BOLT-ON TOP	252	64 X 83	1.7
OP1060-86	1060 GAL	COMES WITH BOLT-ON TOP	192	86 X 56	1.7
OP1200-86	1200 GAL		200	86 X 54	1.7
OP1210-64	1210 GAL	COMES WITH BOLT-ON TOP	277	64 X 100	1.7
OP1325-RT^	1325 GAL RECTANGLE		360	84 X 84 X 60	1.7
OP1350-86	1350 GAL		217	86 X 62	1.7
OP1360-86	1360 GAL	COMES WITH BOLT-ON TOP	230	86 X 67	1.7
OP1500-86	1500 GAL		240	86 X 68	1.7
OP1505-64	1505 GAL	COMES WITH BOLT-ON TOP	337	64 X 117	1.7
OP1510-86	1510 GAL	COMES WITH BOLT-ON TOP	252	86 X 71	1.7
OP1660-86	1660 GAL	COMES WITH BOLT-ON TOP	280	86 X 76	1.7
OP1700-90	1700 GAL		317	91 X 66	1.7
OP1825-RT^	1825 GAL RECTANGLE		520	96 X 96 X 62	1.7
OP2000-RT^	2000 GAL RECTANGLE		570	96 X 96 X 68	1.7
OP2010-64	2010 GAL	COMES WITH BOLT-ON TOP	465	64 X 158	1.7
OP2060-86	2060 GAL	COMES WITH BOLT-ON TOP	402	86 X 95	1.7
OP2200-90	2200 GAL		365	91 X 85	1.7
OP2700-90	2700 GAL		480	91 X 103	1.7
OP3300-102	3300 GAL		550	102 X 105	1.7
OP3700-96	3700 GAL		625	96 X 128	1.7
OP6800-120	6800 GAL		1525	120 X 146	1.7

^ RT TANKS DESIGNED FOR SECONDARY CONTAINMENT TANKS ONLY

OP0300-RT



OP3700-96

Warning: *Cancer and Reproductive Harm. www.P65Warnings.ca.gov*

DUALLINE™ DOUBLE WALL TANKS

When secondary containment is your first priority!

Dualline™
BY DEN HARTOG INDUSTRIES, INC.
Patent 9,162,816
Other Patents Pending

*Shown with optional factory installed fitting

DW1500-77 *DW1000-77* *DW0500-57* *DW0300-57* *DW0150-36* *DW0120-36* *DW0065-28*

Dualline Tanks

The strong, durable, quality construction is designed for the containment of all chemicals rated for contact with polyethylene. Dualline™ tanks are freestanding, double wall, vertical tanks with a flat bottom for indoor or outdoor stationary applications. Double wall construction provides containment in the event the inner or primary tank is compromised. An EPDM elastic seal is standard and seals the primary tank to the secondary tank to prevent dirt and moisture from entering the containment space between tanks.

- Furnished with a 16" vented lid assembly as standard.
- Three fitting flats provided on top for custom tank plumbing.
- A service fitting is provided on the secondary tank in the event that the containment requires evacuation.
- Tanks manufactured from polyethylene with UV stabilizers.
- Standard colors are white, yellow and black.
- Designed for the containment of all chemicals rated for contact with polyethylene.
- Standard weight tank is designed for chemicals with a specific gravity of 1.7.

PART NUMBER	CAPACITY	WEIGHT	DIMENSIONS (DIA X HEIGHT)	SERVICE FITTING	OPTIONAL FITTING
DW0065-28	65 GAL	52	29 X 43	1"	1"
DW0120-36	120 GAL	81	36 X 50	1"	2"
DW0150-36	150 GAL	99	36 X 60	1"	2"
DW0300-57	300 GAL	190	57 X 45	1"	2"
DW0500-57	500 GAL	264	57 X 69	1"	2"
DW1000-77	1000 GAL	522	77 X 82	1"	2"
DW1500-77	1500 GAL	673	77 X 119	1"	2"
DW2000-102	2000 GAL	907	102 X 97	1.5"	3"
DW2500-102	2500 GAL	1153	102 X 119	1.5"	3"
DW6000-120	6000 GAL	2951	120 X 191	NA	NA
DW6500-120	6500 GAL	3152	120 X 207	NA	NA
DW19557	OPTIONAL 1" FITTING		1"		
DW19563	OPTIONAL 2" FITTING		2"		
DW19569	OPTIONAL 3" FITTING		3"		


Optional Fitting Detail #1


Optional Fitting Detail #2


Optional Fitting Detail #3


Tie Down Detail

Gasket Detail

Warning: *Cancer and Reproductive Harm. www.P65Warnings.ca.gov*

Specialty Tanks are available for a variety of custom applications in both stationary and portable configurations. Tanks are manufactured from medium-density polyethylene with UV inhibitors and designed for containment of liquids of up to 1.7 specific gravity. Tank walls are translucent for level viewing and equipped with gallon indicators.

SP0400-UT

UTILITY TANKS - FLAT BOTTOM

PART NUMBER	CAPACITY	WEIGHT	DIMENSIONS (W X L X H)	LID	FITTING
SP0026-RT†	26 GAL RECTANGLE	15	18 X 25 X 19	8"	3/4" OUTLET
SP0045-AS†	45 GAL RECTANGLE	23	18 X 37 X 22	5"	
SP0050-RT†*	50 GAL RECTANGLE	27	19 X 38 X 23	8"	1"
SP0055-MM†	55 GAL RECTANGLE	32	18 X 18 X 44	5"	1"
SP0080-RT†*	80 GAL RECTANGLE (SUPPORT REQ.)	42	18 X 27 X 44	5"	1"
SP0100-RT†*	100 GAL RECTANGLE	50	27 X 43 X 29	8"	1"
SP0150-RT*	150 GAL RECTANGLE	62	36 X 48 X 29	8"	1"
SP0200-RT*	200 GAL RECTANGLE	82	36 X 48 X 38	8"	1"

† INDICATES CAN BE SHIPPED VIA UPS/FED EX
* METAL BANDS AVAILABLE, SOLD SEPARATELY

UTILITY TANKS - SLIM-LINE

PART NUMBER	CAPACITY	WEIGHT	DIMENSIONS (W X L X H)	LID	FITTING
SP0250-UT	250 GAL UPRIGHT RECTANGLE	115	29 X 62 X 42	16"	1 1/2"
SP0300-UT	300 GAL UPRIGHT RECTANGLE	159	29 X 62 X 53	16"	1 1/2"
SP0400-UT	400 GAL UPRIGHT RECTANGLE	209	29 X 62 X 66	16"	2"
NEW SP0500-UT	500 GAL RECTANGLE	223	31 X 74 X 70	16"	2"
NEW SP0750-UT	750 GAL RECTANGLE	318	35 X 82 X 86	16"	2"
NEW SP1000-UT	1000 GAL RECTANGLE	407	40 X 92 X 89	16"	2"

SP0750-UT

RECTANGLE TANKS - TOTAL DRAIN

PART NUMBER	CAPACITY	WEIGHT	DIMENSIONS (W X L X H)	LID	FITTING
SP0035-RT†	35 GAL RECTANGLE	19	19 X 28 X 20	5"	1"
SP0056-RT†	56 GAL RECTANGLE	32	20 X 38 X 26	5"	3/4"

† INDICATES CAN BE SHIPPED VIA UPS/FED EX

LOW PROFILE RECTANGLE TANKS

LP0050-RT



PART NUMBER	CAPACITY	WEIGHT	DIMENSIONS (W X L X H)	LID	FITTING
LP0050-RT†	50 GAL RECTANGLE	37	24 X 43 X 15	5"	1"
LP0068-RT†	68 GAL RECTANGLE	42	26 X 42 X 17	6"	1"
LP0110-RT†	110 GAL RECTANGLE	60	35 X 48 X 19	5"	1"
LP0200-RT	200 GAL RECTANGLE	84	48 X 60 X 19	8"	1"
LP0300-RT	300 GAL RECTANGLE	135	48 X 80 X 21	8"	2"
LP0300-HT	300 GAL HOLDING TANK	132	56 X 95 X 16	6"	3"

† INDICATES CAN BE SHIPPED VIA UPS/FED EX

LP0068-SBP

POWDER-COATED STEEL BANDS *for Low Profile & Utility Tanks*

PART NUMBER	CAPACITY	DESCRIPTION	WEIGHT	BANDS (W X L)
SP0050-SBP	50 GAL	RECTANGLE KIT	7	2 X 54.5
SP0080-SBP	80 GAL	RECTANGLE SUPPORT BAND	21	3 X 93
SP0100-SBP	100 GAL	RECTANGLE KIT	11	2.25 X 70.5
SP0150-SBP	150 GAL	RECTANGLE KIT	14	2.25 X 77.5
SP0200-SBP	200 GAL	RECTANGLE KIT	16	2.25 X 94
LP0050-SBP	50 GAL	LOW PROFILE RECTANGLE KIT	7	2 X 58
LP0068-SBP	68 GAL	LOW PROFILE RECTANGLE KIT	11	2 X 58
LP0110-SBP	110 GAL	LOW PROFILE RECTANGLE KIT	11	2 X 69
LP0200-SBP	200 GAL	LOW PROFILE RECTANGLE KIT	14	2 X 82.5
LP0300-SBP	300 GAL	LOW PROFILE RECTANGLE KIT	16	2 X 86.5

Warning: *Cancer and Reproductive Harm.*
www.P65Warnings.ca.gov

RINSE TANKS

PART NUMBER	CAPACITY	WEIGHT	DIMENSIONS (DIA X HEIGHT)	LID	FITTING
SPBM2.5-RT†	2.5 GAL RECTANGLE	4	7 X 15 X 14	5"	3/4"
SPBM003-RT†	3 GAL RECTANGLE	4	7 X 12 X 14	5"	3/4"
SP003.5-CL†	3.5 GAL CYLINDER	5	11 X 15	5"	3/4"
SPBM04-SQ5†	4 GAL SQUARE	5	11 X 11 X 15	5"	1 1/4"
SPBM04-SQ7†	4 GAL SQUARE	5	11 X 11 X 16	7"	1 1/4"
SPBM04-SQ8†	4 GAL SQUARE	5	11 X 11 X 14	8"	1 1/4"
SPBM05-SQ5†	5 GAL SQUARE	5	11 X 11 X 20	5"	1 1/4"
SPBM05-SQ7†	5 GAL SQUARE	5	11 X 11 X 20	7"	1 1/4"
SPBM05-SQ8†	5 GAL SQUARE	5	11 X 11 X 18	8"	1 1/4"
SP0010-SQ8†	10 GAL SQUARE	10	13 X 13 X 21	8"	1 1/4"
SP0015-SQ5†	15 GAL SQUARE	16	16 X 16 X 23	5"	1 1/4"
SP0015-SQ7†	15 GAL SQUARE	16	16 X 16 X 24	7"	1 1/4"
SP0015-SQ8†	15 GAL SQUARE	16	16 X 16 X 23	8"	1 1/4"

† INDICATES CAN BE SHIPPED VIA UPS/FED EX

SPBM002.5-RT

SP0015-SQ8

RECTANGLE TANKS - FLAT BOTTOM

PART NUMBER	CAPACITY	WEIGHT	DIMENSIONS (W X L X H)	LID	FITTING
SP002.8-RT†	2.8 GAL	4	9 X 14 X 9	5"	
SP0005-RT†	5 GAL	6	10 X 22 X 8	5"	
SP0006-2P†	6 GAL W/ PUMP MOUNT & 2" LID	6	12 X 15 X 8	2"	
SP0006-5N†	6 GAL W/ 5" LID	6	12 X 15 X 8	5"	
SP0007-RT†	7 GAL	8	9 X 14 X 15	5"	
SP0016-MM†	16 GAL	10	14 X 21 X 14	5"	
SP0020-OM†	20 GAL UPRIGHT	17	11 X 15 X 31	5"	1/2" OUTLET

† INDICATES CAN BE SHIPPED VIA UPS/FED EX

SP0006-2P

APPLICATOR TANKS - SUMP ON BOTTOM

PART NUMBER	CAPACITY	WEIGHT	DIMENSIONS (W X L X H)	LID	FITTING
SP0008-VM†	8 GAL LOAF	7	12 X 16 X 17	5"	1/2" FPT BOSS
SP0012-RT†	12 GAL RECTANGLE	10	14 X 18 X 12	5"	3/4"
SP0012-VM†	12 GAL LOAF	10	12 X 16 X 22	5"	1/2" FPT BOSS
SP0019-VM†	19 GAL LOAF	15	12 X 16 X 28	5"	1/2" FPT BOSS
SP0020-LC†	20 GAL RECTANGLE	12	14 X 28 X 12	5"	3/4"

† INDICATES CAN BE SHIPPED VIA UPS/FED EX

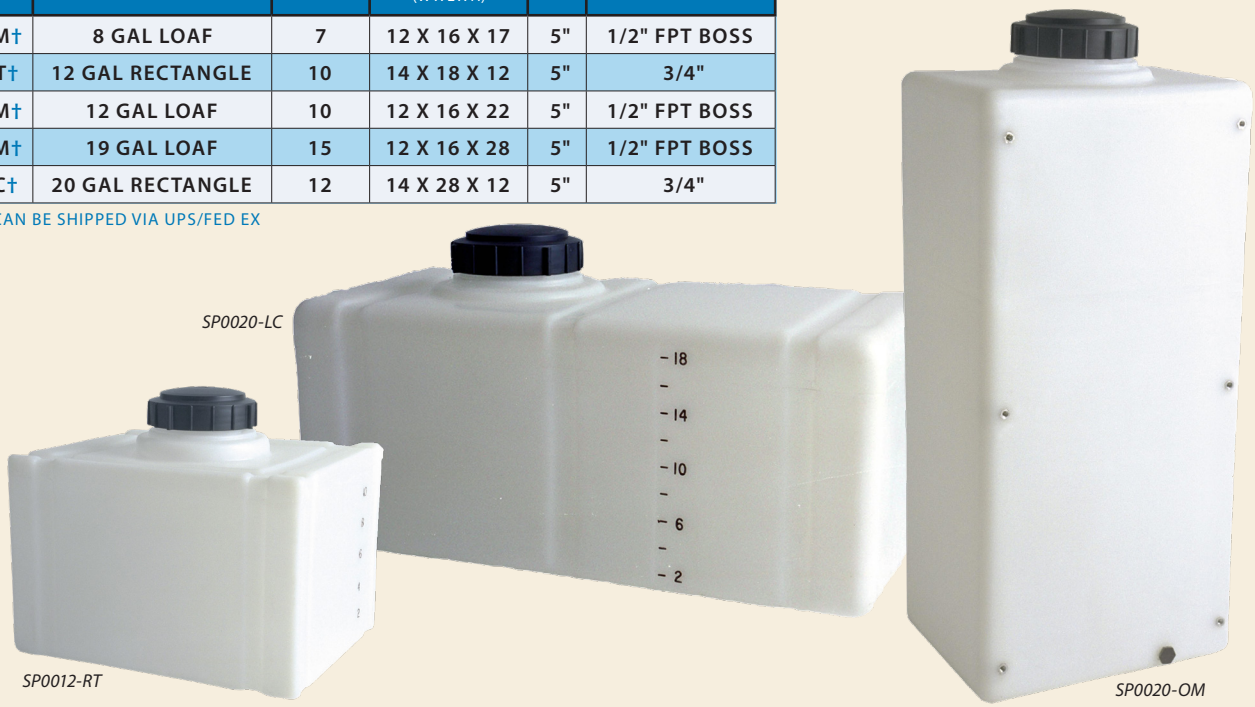

Warning: *Cancer and Reproductive Harm.*
www.P65Warnings.ca.gov

Roto-Molded Spot Sprayer Tanks are designed as portable applicator supply tanks and are equipped with pump and equipment mount inserts. Tanks are equipped with molded in legs to support the tank and band locators for tie-down. Tanks mount with bottom inserts. Tanks are manufactured from linear low-density polyethylene with UV inhibitors and designed for the containment of liquids of up to 1.7 specific gravity. Tank walls are translucent for level viewing and equipped with gallon indicators.

Blow Molded Applicator Tanks are designed with injection-molded leg inserts that allow the tanks to be anchored for transportable applications. They are furnished with brass inserts for pump and wand clip mounting. Tanks are manufactured from high-density polyethylene with UV stabilizers and designed for containment of liquids up to 1.7 specific gravity. Tanks are equipped with U.S. gallon and metric indicators for liquid level viewing. These tanks are available in white or yellow.

Pest Control Operator (PCO) Tanks can be selected for stationary or transportable (non-DOT regulated) applications both indoor and outdoor. The 50-300 gallon tanks have a rounded bottom for best fluid drainage. A 2" deep sump option is also available on these sizes. PCO tanks must be securely anchored for use in transportable applications and powder-coated steel bands are available for this purpose. The tanks are manufactured from medium-density polyethylene with UV stabilizers and designed for containment of liquids of up to 1.7 specific gravity.

SS0014-14S

SS0025-18S

SB00060

SPOT SPRAYERS

PART NUMBER	CAPACITY	DESCRIPTION	WEIGHT	DIMENSIONS (W X L X H)	LID
SM0014-14S†	14 GAL	ROTO W/SUMP	8	14 X 30 X 14	5"
SS0014-14†	14 GAL	ROTO W/OUT SUMP	8	14 X 30 X 14	5"
SM0025-18S†	25 GAL	ROTO W/SUMP	14	18 X 34 X 18	5"
SS0025-18†	25 GAL	ROTO W/OUT SUMP	14	18 X 34 X 18	5"
SB00015*	15 GAL	BLOW MOLDED	7.5	34 X 16 X 13	5"
SB00025*	25 GAL	BLOW MOLDED	12	36 X 18 X 17	5"
SB00030*	30 GAL	BLOW MOLDED	13	19 X 36 X 18	5"
SB00040†	40 GAL	BLOW MOLDED	17.5	24 X 36 X 19	5"
SB00060†	60 GAL	BLOW MOLDED	21	24 X 36 X 26	5"

† INDICATES CAN BE SHIPPED VIA UPS/FED EX
* AVAILABLE IN PALLET QUANTITIES ONLY

PCO035-16W

Baffle partially installed PCO300-37 comes with internal baffle for support and fluid control

PCO TANKS

PART NUMBER	CAPACITY	DESCRIPTION	WEIGHT	DIMENSIONS (W X L X H)	LID	FITTING
PCO035-16W†	35 GAL		26	16 X 35 X 21	5"	1"
PCO050-19S†	50 GAL	COMES WITH SUMP	27	19 X 38 X 23	8"	1"
PCO050-19W†	50 GAL		27	19 X 38 X 23	8"	1"
PCO100-30S†	100 GAL	COMES WITH SUMP	52	30 X 38 X 29	8"	1"
PCO100-30W†	100 GAL		52	30 X 38 X 29	8"	1"
PCO150-37S	150 GAL	COMES WITH SUMP	63	37 X 48 X 29	12"	1 1/4"
PCO150-37W	150 GAL		63	37 X 48 X 29	12"	1 1/4"
PCO200-37S	200 GAL	COMES WITH SUMP	84	37 X 48 X 38	12"	1 1/4"
PCO200-37W	200 GAL		84	37 X 48 X 38	12"	1 1/4"
PCO300-37S	300 GAL	COMES WITH SUMP	160	37 X 69 X 40	16"	2"
PCO300-37W	300 GAL		160	37 X 69 X 40	16"	2"

† INDICATES CAN BE SHIPPED VIA UPS/FED EX

PCO200-37W

PCO100-30W

PCO050-19W

PCO150-SBP

POWDER-COATED STEEL BANDS

for PCO Tanks

PART NUMBER	CAPACITY	WEIGHT	DIMENSIONS (DIA X HEIGHT)
PC0035-SB†*	35 GAL SET	3	2 X 50.5
PC0050-SBP	50 GAL SET	6	2.5 X 57.5
PC0100-SBP†	100 GAL SET	20	2.5 X 76
PC0150-SBP†	150 GAL SET	30	3.5 X 82
PC0200-SBP†	200 GAL SET	36	3.5 X 98
PC0300-SBP†	300 GAL SET	40	4 X 100

† INDICATES CAN BE SHIPPED VIA UPS/FED EX
* PCO0035 BANDS ARE STAINLESS STEEL
ALL OTHER SIZES ARE POWDER-COATED SILVER

Warning: *Cancer and Reproductive Harm.*
www.P65Warnings.ca.gov

FUEL TANKS

Fuel Tanks are manufactured from high-density, cross-linked polyethylene with UV stabilizers and are available in natural and black colors. Tanks are designed for the containment of all chemicals (including gasoline and diesel fuel) rated for contact with cross-linked polyethylene. The standard weight tank is designed for chemicals with a specific gravity of 1.75. Tanks are provided with a collection sump on the bottom for fitting installation, but because of the variety of applications, no fittings are furnished. Please consult factory regarding available fittings.

PART NUMBER	CAPACITY	WEIGHT	DIMENSIONS (W X LX H)	LID
SP0006-FU†	6 GAL FUEL XLPE	5	10 X 15 X 10	2"
SP0006-FUWB†	6 GAL FUEL XLPE W/ 1/4" BRASS BULKHEAD	5	10 X 15 X 10	2"
SP0012-FU†	12 GAL FUEL XLPE	9	14 X 18 X 12	2"
SP0012-FUWB†	12 GAL FUEL XLPE W/ 1/4" BRASS BULKHEAD	9	14 X 18 X 12	2"

† INDICATES CAN BE SHIPPED VIA UPS/FED EX

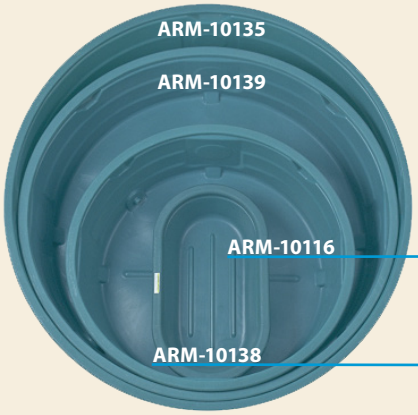

STOCK TANKS

Stock Tanks are designed for portable livestock watering. Tank tops, sides and bottom are ribbed for strength. Drain plug is provided on all tanks except the 124 model. Tank models are nestable for shipping and storage. Tanks are manufactured from USDA compliant low-density polyethylene with UV inhibitors and designed for containment of liquids of up to 1.0 specific gravity.

PART NUMBER	CAPACITY	DESCRIPTION	WEIGHT	DIMENSIONS (DIA X HEIGHT)	DRAIN PLUG
ARM-10115	50 GAL OVAL	RE124	16	50 X 31 X 12	NOT INCLUDED
ARM-10116	100 GAL OVAL	RE224	26	55 X 31 X 25	1"
ARM-19455	120 GAL ROUND	R42	32	48 X 24	1 1/2"
ARM-10117	150 GAL OVAL	RE226	48	75 X 31 X 25	1"
ARM-10138	320 GAL ROUND	R62	62	72 X 24	1 1/2"
ARM-10139	610 GAL ROUND	R82	105	96 X 24	1 1/2"
ARM-10135	920 GAL ROUND	R92	140	106 X 29	1 1/2"

PICK UP TANKS

Pick Up Tanks are selected as applicator tanks or when transportable (non-DOT regulated) containment is required. Tanks are designed to fit most pick up trucks. Tanks are manufactured from medium-density polyethylene with UV inhibitors and designed for containment of liquids of up to 1.7 specific gravity. Tank walls are translucent for level viewing and equipped with gallon indicators.

PART NUMBER	CAPACITY	WEIGHT	DIMENSIONS (DIA X HEIGHT)	LID	FITTING
PU0200-52	200 GAL	56	52 X 30	8"	2"
PU0205-52	205 GAL	87	52 X 52 X 26	7"	2"
PU0305-60*	305 GAL	107	60 X 58 X 30	7"	2"
PU0350-62	350 GAL	94	62 X 34	8"	2"
PU0450-62	450 GAL	104	62 X 41	8"	2"
SSPU0200-70	200 GAL	120	70 X 29 X 42	12"	N/A
SSPU0300-70	300 GAL	174	70 X 41 X 42	12"	N/A
SSPU0400-70	400 GAL	202	70 X 52 X 42	12"	N/A

* STANDARD TANK IS 1.5 SPECIFIC GRAVITY. ABLE TO GO UP TO 1.7 WITH HEAVIER TANK CERTIFIED TO NSF/ANSI 61

PU0350-62

PU0200-52



SSPU0200 Shown in Pick Up Truck

PU0350-62 Shown in Pick Up Truck

SSPU0300-70

SSPU0200-70

Warning: *Cancer and Reproductive Harm. www.P65Warnings.ca.gov*

CROP CARE TANKS *Tanks are shipped on returnable pallet; fittings shipped loose*

Crop Care Tanks are designed for OEM sprayer applications that contain chemicals rated for contact with polyethylene. Hoop recesses are provided around the tank to facilitate installation and anchoring. Wide bottom tanks are available with either box-style or sloped-style sump on the bottom for withdrawal. Narrow bottom tanks are cut out on each side to facilitate narrow track widths and are only available with a sloped-style sump. Larger tanks are furnished with polyethylene baffles for fluid control and a five-gallon rinse tank. The tanks are manufactured from high-density polyethylene with UV stabilizers designed for liquids of up to 1.9 specific gravity.



CM0750-48



CC1500-58N

PART NUMBER	CAPACITY	WEIGHT	DIMENSIONS (W X L X H)	LID	FITTING
CM0500-48	500 GAL W/ SUMP	202	48 X 90 X 38	16"	2"
CM0750-48	750 GAL W/ SUMP	262	48 X 90 X 50	16"	2"
CC1000-58S*	1000 GAL W/ SLOPED SUMP	345	58 X 115 X 47	16"	2"
CC1000-58N*	1000 GAL NARROW BOTTOM W/ SLOPED SUMP	345	58 X 115 X 51	16"	2"
CM1000-58B*	1000 GAL W/ BOX SUMP	350	58 X 115 X 47	16"	2"
CC1250-58S*	1250 GAL W/ SLOPED SUMP	480	58 X 115 X 57	16"	2"
CC1250-58N*	1250 GAL NARROW BOTTOM W/ SLOPED SUMP	480	58 X 115 X 61	16"	2"
CM1250-58B*	1250 GAL W/ BOX SUMP	485	58 X 115 X 57	16"	2"
CC1500-58S*	1500 GAL W/ SLOPED SUMP	550	58 X 115 X 66	16"	2"
CC1500-58N*	1500 GAL NARROW BOTTOM W/ SLOPED SUMP	550	58 X 115 X 70	16"	2"
CM1500-58B*	1500 GAL W/ BOX SUMP	550	58 X 115 X 66	16"	2"

* BAFFLES & RINSE TANK INCLUDED

CROP CARE HOOPS

PART NUMBER	CAPACITY/DESCRIPTION	KIT
CC0500-HPS	500 GAL HOOP	1 HOOP (1)-1 2/3" PIPE
CC0750-HPS	750 GAL HOOP	1 HOOP (1)-1 2/3" PIPE
CC1000-HP	1000 GAL HOOPS	1 SET (3)-2 3/8" PIPES
CC1250-HP	1250 GAL HOOPS	1 SET (3)-2 3/8" PIPES
CC1500-HP	1500 GAL HOOPS	1 SET (5)-2 3/8" PIPES

CM0500-48

CC1500-58N

Warning: *Cancer and Reproductive Harm.*
www.P65Warnings.ca.gov

TRACTOR MOUNTED TANKS

Tractor Mounted Tanks are designed as portable (non-DOT regulated) applicator tanks. Tanks require the bottom to be fully supported with a cradle for use. Gallon indicators are included and the tank walls are translucent for level viewing. Ends of tanks feature fitting flats to facilitate a variety of installation options. Bottoms of tanks feature a collection sump for full drain out. Tanks are manufactured from medium-density polyethylene with UV inhibitors and designed for containment of liquids of up to 1.7 specific gravity.

OVAL TANKS

PART NUMBER	CAPACITY	WEIGHT	DIMENSIONS (W X L X H)	LID	FITTING
OT0300-31	300 GAL	102	31 X 49 X 56	16"	3/4" AND 1 1/4"

OT0300-31

OVAL CRADLE

PART NUMBER	CAPACITY	WEIGHT	BANDS (W X L)
OT0300-C	300 GAL	137	2.5 X 79

CUT AWAY TANKS

PART NUMBER	CAPACITY	WEIGHT	DIMENSIONS (W X L X H)	LID	FITTING
CAW0200-24	200 GAL	82	24 X 55 X 46	8"	3/4" AND 1 1/4"
CAW0250-24	250 GAL	97	24 X 61 X 51	8"	3/4" AND 1 1/4"

CUT AWAY CRADLES

PART NUMBER	CAPACITY	WEIGHT	BANDS (W X L)
CAW0200-C	200 GAL	135	3 X 60 AND 3 X 40"
CAW0250-C	250 GAL	143	3 X 72 AND 3 X 51"

CAW0250-24/CAW0250-C

TEAR DROP TANKS

PART NUMBER	CAPACITY	WEIGHT	DIMENSIONS (W X L X H)	LID	FITTING
TD0250-36	250 GAL	97	36 X 52 X 45	12"	3/4" AND 1 1/4"
TD0300-36	300 GAL	109	36 X 62 X 45	12"	3/4" AND 1 1/4"

TD0300-36 & TD0300-C

TEAR DROP CRADLES

PART NUMBER	CAPACITY	WEIGHT	BANDS (W X L)
TD0250-C	250 GAL	96	2.5" X 74.5"
TD0300-C	300 GAL	108	2.5" X 74.5"

Warning: *Cancer and Reproductive Harm.*
www.P65Warnings.ca.gov

PALLET PAKS

Pallet Pak Units are designed for light-duty transport (non-DOT regulated) for indoor or outdoor applications. The base of the pallet frame is designed for forklift transportability. The rectangular pallet paks have a metal frame and plastic base. The vertical paks have poly bases. The tanks are manufactured from medium-density polyethylene with UV inhibitors and are designed for containment of liquids up to 1.7 specific gravity. Tank walls are translucent for level viewing and equipped with gallon indicators.

SP0150-2TPP

PART NUMBER	CAPACITY	WEIGHT	DIMENSIONS (DIA X HEIGHT)	LID	FITTING
SP0150-PP	150 GAL PALLET & TANK	203	26 X 43 X 47	7"	2"
SP0150-2TPP	150 GAL PALLET PAK-2 TANKS, PALLET, FRAME	356	50 X 43 X 47	7"	2"
SP0300-PP	300 GAL PALLET PAK-1 TANK, PALLET, FRAME	316	50 X 43 X 47	7"	2"
VT0110-PP	110 GAL PALLET & TANK	70	33 X 40 X 44	5"	2" TOP (MOLDED IN)
VT0210-PP	210 GAL PALLET & TANK	84	41 X 52	5"	2" TOP (MOLDED IN)

PALLET TANKS

VT0210-PP

VT0110-PP

PART NUMBER	CAPACITY	WEIGHT	DIMENSIONS (DIA X HEIGHT)	LID	FITTING
SP0150-PPTK*	150 GAL RECTANGLE	82	24 X 40 X 42	7"	2"
SP0300-PPTK*	300 GAL RECTANGLE	122	48 X 40 X 42	7"	2"
VT0110-32	110 GAL TANK ONLY W/SUMP	42	32 X 41	5"	2" TOP
VT0210-40	210 GAL TANK ONLY	58	40 X 49	5"	2" TOP

* RECTANGLE TANKS USED WITHOUT THE PALLET STILL REQUIRE SIDE SUPPORT

STACKABLE TOTES

Stackable Totes can be used for indoor or outdoor, stationary or portable applications (non-DOT regulated). Four lift lugs are provided for lifting each tote and a 4-way forklift accessible skid is available for easy handling. Each tote features three 2" threaded ports for dispensing the totes contents. Totes are manufactured from medium-density polyethylene with UV stabilizers.

PART NUMBER	CAPACITY	WEIGHT	DIMENSIONS (W X L X H)	LID	STACKABLE HEIGHT RESTRICTIONS
ST0035-32†	35 GAL	30	32 X 32 X 15	7"	3
ST0070-32†	70 GAL	42	32 X 32 X 25	7"	3
ST0120-32	120 GAL	77	32 X 32 X 38	7"	2
ST0180-42	180 GAL	126	42 X 42 X 35	7"	2
ST0240-42	240 GAL	164	42 X 42 X 45	7"	2

† INDICATES CAN BE SHIPPED VIA UPS/FED EX

ST0120-32

ST0070-32 x 3

*SHOWN WITH OPTIONAL ACCESSORIES

STACKABLE TOTE ACCESSORIES

PART NUMBER	CAPACITY	WEIGHT	DIMENSIONS (W X L X H)
ST70/120-SK†	35, 70 OR 120 GAL STEEL SKID	50	30 X 30 X 8
ST024-LG*	35, 70 OR 120 GAL 24" LEG KIT	24	5 X 5 X 26
ST036-LG*	35, 70 OR 120 GAL 36" LEG KIT	70	8 X 8 X 41
ST70/120-DT	35, 70 OR 120 GAL DRIP TRAY KIT	15	5 X 20 X 35
ST70/120-PL	STACKABLE TOTE PLUMBING KIT(S)		
19508	180 & 240 GAL TOTE ADAPTER	55	42 X 42 X 10
ST180/240-ST	180 & 240 GAL STEEL STAND	175	44 X 44 X 27
ST180/240-DT	180 & 240 GAL DRIP TRAY KIT	17	5 X 20 X 46

† INDICATES CAN BE SHIPPED VIA UPS/FED EX

* SKID REQUIRED WITH LEG KITS

ST70/120-PL Plumbing Kit

ST70/120-DT Drip Tray

Warning: *Cancer and Reproductive Harm.*
www.P65Warnings.ca.gov

AQUIFER LOW PROFILE CISTERN TANKS

Aquifer Low Profile Cistern Tanks are designed to provide a safe and durable means for the storage of potable or non-potable water. Their sectional ribbing design will sustain vertical soil pressures of up to 400 PSF. Tanks can be buried up to 28" deep and can be backfilled empty. Multiple fitting locations are provided to accommodate a variety of plumbing configurations. Manufactured from high-density polyethylene with UV inhibitors. Aquifers are made from FDA compliant resins and conform to the requirements of NSF/ANSI Standard 61. Designed for the containment of liquids of up to 1.7 specific gravity. Tanks are available with burial lid or ground access assembly options.

Aquifer
LOW PROFILE CISTERNS

NSF
CERTIFIED TO NSF/ANSI 61

PART NUMBER	CAPACITY	WEIGHT	DIMENSIONS (DIA X HEIGHT)
ACT1000-LPB	1000 GAL W/BURIAL LID	559	98 X 111 X 36
ACT1000-LPG	1000 GAL W/GROUND ACCESS ASSEMBLY	595	98 X 111 X 36
ACT1500-LPB	1500 GAL W/BURIAL LID	702	98 X 111 X 48
ACT1500-LPG	1500 GAL W/GROUND ACCESS ASSEMBLY	738	98 X 111 X 48
ACT2000-LPB	2000 GAL W/BURIAL LID	917	98 X 158 X 45
ACT2000-LPG	2000 GAL W/GROUND ACCESS ASSEMBLY	953	98 X 158 X 45
ACT2500-LPB	2500 GAL W/BURIAL LID	1031	98 X 158 X 54
ACT2500-LPG	2500 GAL W/GROUND ACCESS ASSEMBLY	1067	98 X 158 X 54
ACT-16053†	AQUIFER 24" BURIAL LID & GASKET	17	35 X 8
ACT-16052	28" AQUIFER GROUND ACCESS ASSEMBLY	53	34 X 38
ACT-16054†	16" AQUIFER GROUND ACCESS ASSEMBLY	43	34 X 24
AST19553	24" AQUIFER OPENING RESTRICTOR	7	

† INDICATES CAN BE SHIPPED VIA UPS/FED EX

ACT-16052

AST19553





Burial Lid Flat with Closed Cell Foam Gasket



Fitting Flats

Exclusive Lid Design

ACT1500-LPB

ACT2000-LPG



CISTERN TANKS

Cistern Tanks are designed for bulk storage or collection of potable water. Manufactured from high-density polyethylene with UV inhibitors. Tanks are designed for containment of liquids up to 1.7 specific gravity. Tanks feature deep ribbing for strength to permit below-ground installations of up to 36" deep.

PART NUMBER	CAPACITY	WEIGHT	DIMENSIONS (DIA X HEIGHT)
AST-0325-1W	325 GAL	134	54 X 56
AST-0525-1W	525 GAL	194	63 X 74
AST-0850-1W	850 GAL	259	60 X 70 X 60
AST-1150-1W	1150 GAL	414	60 X 101 X 60
AST-1450-1W	1450 GAL	473	58 X 118 X 72
AST-1700-1W	1700 GAL	567	58 X 137 X 72

AST-1150-1W

AST-1700-1W

Warning: *Cancer and Reproductive Harm.*
www.P65Warnings.ca.gov

SEPTIC TANKS

Septic Tanks are designed and manufactured to meet wastewater treatment system standards. The 1000, 1250, and 1500 gallon double-compartment septic tanks have been tested by IAPMO to meet the IAPMO/ANSI Z1000-2013 and CSA B66-2016 standards. Consult with the applicable state, county or local codes for polyethylene septic tank compliance and installation requirements. Manufactured from high-density polyethylene with UV inhibitors.

AST-0500-1

AST-0300-1R NEW

NEW

AST-0750-1R NEW

AST-1250-2

AST-1500-2

PART NUMBER	CAPACITY	DESCRIPTION	WEIGHT	DIMENSIONS (DIA X HEIGHT)
AST-0300-1	300 GAL	PUMP TANK	137	54 X 56
AST-0300-1R*	300 GAL	PUMP TANK	137	54 X 56
AST-0500-1	500 GAL	PUMP TANK	197	63 X 74
AST-0500-1R*	500 GAL	PUMP TANK	197	63 X 74
AST-0750-1	750 GAL	1 COMPARTMENT	259	60 X 70 X 60
AST-0750-1R*	750 GAL	SEPTIC TANK	259	60 X 70 X 60
AST-1000-1	1000 GAL	1 COMPARTMENT	396	60 X 101 X 60
AST-1000-2	1000 GAL	2 COMPARTMENT	448	60 X 101 X 60
AST-1250-1	1250 GAL	1 COMPARTMENT	446	58 X 118 X 72
AST-1250-2	1250 GAL	2 COMPARTMENT	492	58 X 118 X 72
AST-1500-1	1500 GAL	1 COMPARTMENT	584	58 X 137 X 72
AST-1500-2	1500 GAL	2 COMPARTMENT	630	58 X 137 X 72

* MANUFACTURED FROM RECLAIMED POLYETHYLENE.

SEPTIC & CISTERN ACCESSORIES

PART NUMBER	CAPACITY	WEIGHT	DIMENSIONS (DIA X HEIGHT)
AST19365	7" ACCESS EXTENSION – BLACK	13	32.5 X 13.5
AST19379	7" ACCESS EXTENSION – WHITE	13	32.5 X 13.5
AST19212	16" ACCESS EXTENSION – BLACK	35	32.5 X 16
AST19214	16" ACCESS EXTENSION – WHITE	35	32.5 X 16
AST19368	16" ACCESS EXTENSION – GREEN	35	32.5 X 16
AST19211	24" ACCESS COVER – BLACK	17	32.5 X 8
AST19213	24" ACE ACCESS COVER – WHITE	14	32.5 X 8
AST19366	24" ACCESS COVER – GREEN	17	32.5 X 8
AST19257	8" RISER AND LID – BLACK	20	32.5 X 29
AST19258	8" RISER AND LID – WHITE	20	32.5 X 29
AST19544	24" SEPTIC/CISTERN OPENING RESTRICTOR	4	
AST10078	4" SANITARY GASKET	1	4.00 ID X 8 OD
AST10084	4" SCHEDULE 40 GASKET	1	4.25 ID X 8 OD
AST19256	4" GASKET RETAINER W/ HARDWARE	1	
AST10154	DIVIDER PANEL ASSEMBLY FOR 1000 GAL W/ HARDWARE	52	
AST19233	DIVIDER PANEL ASSEMBLY FOR 1250/1500 GAL W/ HARDWARE	46	
AST18000-XX	INTERNAL PLUMBING KIT		

AST19368

AST19257

AST19544



Warning: *Cancer and Reproductive Harm.*
www.P65Warnings.ca.gov

NEW LOW PROFILE SEPTIC TANKS

Low Profile Septic Tanks are available in one-compartment and two-compartment designs and are manufactured for containment of liquids up to 1.7 specific gravity. These low profile tanks are designed and manufactured to meet wastewater treatment system standards. The 1000, 1250, and 1500 gallon double-compartment low profile septic tanks have been tested by IAPMO to meet the IAPMO/ANSI Z1000-2013 and CSA B66-2016 standards.

Tanks feature sectional ribbing designed to sustain vertical soil pressures of up to 500 PSF at a maximum soil depth of 36". Multiple fitting locations are provided to accommodate a variety of plumbing configurations. Tank is furnished with two 24" openings available for burial lids or access and inspection risers each sealed with a PVC closed cell gasket. Tank is designed to be backfilled empty.

* SHOWN WITH OPTIONAL ACCESSORIES/KITS

PART NUMBER	CAPACITY	WEIGHT	DIMENSIONS (W X L X H)
LPS-1000-1	1000 GAL	513	72 X 122 X 51
LPS-1000-2	1000 GAL	533	72 X 122 X 51
LPS-1250-1	1250 GAL	588	72 X 138 X 51
LPS-1250-2	1250 GAL	608	72 X 138 X 51
LPS-1500-1	1500 GAL	694	72 X 154 X 51
LPS-1500-2	1500 GAL	714	72 X 154 X 51

LOW PROFILE SEPTIC ACCESSORIES

PART NUMBER	CAPACITY
ACT-16054BK	16" GROUND ACCESS ASSEMBLY W/ GASKET
ACT-16053BK	28" BURIAL LID ASSEMBLY W/ GASKET
ACT-16052BK	28' GROUND ACCESS RISER ASSEMBLY W/GASKET
LPS18000-XX	INTERNAL PLUMBING KIT

LPS-1000-1 Section Detail

LPS-1000-2 Section Detail

LOW PROFILE SEPTIC KITS

PART NUMBER	DESCRIPTION	EXTENSION KIT INCLUDES (SEE ABOVE)
LPS-0KIT0BK	BURIAL LID KIT	ACT-16053BK (2)
LPS-1KIT16BK	SINGLE 16" EXTENSION KIT	ACT-16053BK (1) & ACT16054BK (1)
LPS-2KIT16BK	DOUBLE 16" EXTENSION KIT	ACT16054BK (2)
LPS-1KIT28BK	SINGLE 28" EXTENSION KIT	ACT-16053BK (1) & ACT16052BK (1)
LPS-2KIT28BK	DOUBLE 28" EXTENSION KIT	ACT16052BK (2)

Exclusive Lid Design Only Ace Tanks have double-walled access covers that lock securely to the tank body and can be secured using nylon ties, eliminating the need for metal fasteners that can corrode and fail. They feature a custom-molded gasket in the lid. Manufactured from extruded Nitrile Rubber, the gasket snaps into the lid to make a watertight seal.

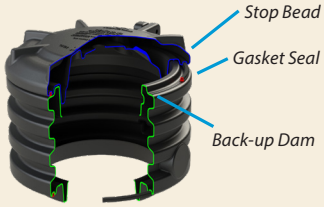

RISER
The lid with an 8" pipe that may be used to inspect tank.

EXTENSION
Raises the opening of the tank from below grade to above grade and may be stacked to desired height.

Warning: *Cancer and Reproductive Harm.*
www.P65Warnings.ca.gov

LIQUID FEEDER TANKS & WHEELS

Liquid Feeder Tanks are designed for dispensing liquid feed supplements to livestock. These tanks are equipped with rotary dispensing wheels and fill port. Tanks are manufactured from medium-density polyethylene with UV inhibitors and designed for containment of liquids of up to 1.5 specific gravity. Tank walls are translucent for level viewing and equipped with gallon indicators. Wheels sold separately.

PART NUMBER	CAPACITY	DESCRIPTION	WEIGHT	DIMENSIONS (DIA X HEIGHT)
LTA155-55	155 GAL	LICK TANK – UP TO THREE 24" WHEELS	57	50 X 38
LTA180-68	180 GAL	LICK TANK – USES UP TO FOUR 17" WHEELS	75	68 X 34
LTA285-68	285 GAL	LICK TANK – USES UP TO FOUR 24" WHEELS	98	68 X 39
LT17W		17 INCH WHEEL	2	
LT24W		24 INCH WHEEL	4	

LTA155-55

MF-10198

MINERAL FEEDER

PART NUMBER	DESCRIPTION	WEIGHT	DIMENSIONS (W X L X H)
MF-10198†	100LB. MINERAL FEEDER	91	72 X 72 X 54

† INDICATES CAN BE SHIPPED VIA UPS/FED EX

FEED CARTS

PART NUMBER	CAPACITY	DESCRIPTION	WEIGHT	DIMENSIONS (W X L X H)
SJ-10183†	3.5 BUSHEL FEED CART	STANDARD	60	18 X 40 X 36
SJ10232†	3.5 BUSHEL FEED CART	DELUXE	65	18 X 40 X 36

SJ10232

UTILITY CARTS

The Lil' Lugger Utility Cart/Dock Cart is a two wheel utility transport cart. The cart provides 7.5 cubic feet of transport capacity and is designed for transporting loads up to but not exceeding 300 pounds total. The cart has 20" diameter wheels with semi-pneumatic tires with sealed ball bearing support and an adjustable axle to allow load balance adjustments. Carts are manufactured from linear low-density polyethylene with UV stabilizers. Assembly of frame and wheels required.

PART NUMBER	CAPACITY	DESCRIPTION	WEIGHT	DIMENSIONS (W X L X H)
UC007.5-28	7.5 CUBIC FEET	STANDARD	54	51 X 28 X 34

Warning: *Cancer and Reproductive Harm.*
www.P65Warnings.ca.gov

LIDS

Lids are available in a wide range of sizes from 2" to 22". Most are available with or without venting to suit your applications. Injection molded from polypropylene with UV inhibitors ensures long life.

	PART NUMBER	DESCRIPTION
	10631	2" SPIN ON KELCH CAP
	13108	3 1/2" VENTED LID & LANYARD ASSEMBLY
	19406	5" HINGED LOW-PROFILE
	13748	5" THREADED NON-VENTED LID
	13696	5" THREADED LID W/VENT
	13697	5" THREADED LID W/.25" VENT HOLE
	13709	5" THREADED LID W/2-WAY STEP VENT
	13716	5" THREADED LID W/VENT & GASKET
	13714	5" THREADED LID W/2-WAY STEP VENT & GASKET
	13717	5" THREADED LID W/.25 VENT HOLE & GASKET
	13715	5" THREADED LID W/.25 VENT HOLE & LANYARD ASSEMBLY
	12415	7" SPIN-ON NON-VENTED LID
	12414	7" SPIN-ON SPRING-VENTED LID
	12427	7" SPIN-ON LID W/STEP VENT
	10525	8" THREADED VENTED LID & RING
	10526	12" THREADED NON-VENTED LID & RING
	10527	12" THREADED VENTED LID & RING
	10528	16" THREADED VENTED LID & RING
	10530	22" THREADED VENTED LID & RING
	10520	BREATHER ONLY (FOR 8" & 12" LIDS)
	10529	BREATHER, 4" CENTER (FOR 16" LIDS)
	12460	12" SELF-ANCHORING LANYARD
	10873	SHORT LANYARD – 12"
	10534	LONG LANYARD – 16"
	19024	OUTLET CAP, 3/4"
	19025	TETHER FOR OUTLET CAP
	10960	GASKET FOR OUTLET CAP
NEW	14737*	9" CAP WITHOUT PORT AND GASKET ASSEMBLY (SANTOPRENE)
NEW	14738*	9" CAP 2" FPT THREAD AND GASKET ASSEMBLY (SANTOPRENE)
NEW	14739*	9" CAP 2" BUTTRESS THREAD AND GASKET ASSEMBLY (SANTOPRENE)
NEW	14876*	9" CAP WITHOUT PORT AND GASKET ASSEMBLY (VITON)
NEW	14875*	9" CAP 2" FPT THREAD AND GASKET ASSEMBLY (VITON)
NEW	14874*	9" CAP 2" BUTTRESS THREAD AND GASKET ASSEMBLY (VITON)
NEW	14761	16" HINGED VENTED LID
NEW	14762	16" HINGED NON-VENTED LID

* AVAILABLE IN BOX QUANTITIES ONLY

13108

14761
Shown Open

9" Cap without Port



9" Cap with 2" NPT Port



9" Cap with Buttress Port

STRAINER BASKETS

PART NUMBER	DESCRIPTION
19469	BASKET 5" HDPE STRAINER
10535	STRAINER BASKET 8"
10536	STRAINER BASKET 12"
19173	STRAINER BASKET 16" UNICO
10537	STRAINER BASKET, 16" X 7"



Warning: *Cancer and Reproductive Harm.*
www.P65Warnings.ca.gov

FITTINGS - BULKHEADS & SYPHON TUBES

10488

10912

10058

12528

10508

13208

10918

10511

PART NUMBER	DESCRIPTION	HOLE SIZE
10897	1/4" BRASS BULKHEAD	25/32"
10058	1/2" ACE BULKHEAD	1 1/4"
10025	1/2" POLYPROPYLENE BULKHEAD	1 3/8"
13208	3/4" ACE BULKHEAD	1 7/16"
10484	3/4" ACE HEAVY-DUTY BULKHEAD	1 3/4"
10485	1" ACE BULKHEAD	1 3/4"
10503	1" POLYPROPYLENE BULKHEAD	2 1/4"
10918	1-1/4" ACE BULKHEAD	2 1/4"
10507	1-1/2" ACE BULKHEAD	3"
10508	2" ACE BULKHEAD	3"
10486	2" STAINLESS STEEL BULKHEAD DOUBLE THREADED	3"
10912	2" ACE HEAVY-DUTY BULKHEAD FOR TANKS OVER 3000 GAL	3 1/4"
10490	2" SS BULKHEAD HEAVY FOR TANKS OVER 3000 GAL	3 1/4"
12528	3" ACE BULKHEAD	4 1/2"
10487	3" STAINLESS STEEL BULKHEAD DOUBLE THREADED	4 1/2"
11099	4" STAINLESS STEEL BULKHEAD	4 7/8"
10511	2" SYPHON TUBE	
10488	2" LONG SYPHON TUBE	
10489	3" LONG SYPHON TUBE	
13470	4" LONG SYPHON TUBE	

FEATURES

- Retainer ring molded into each fitting prevents the sealing gasket from expanding or sliding out of position under compression
- Bearing washer insures even compression on the gasket and promotes sealing
- Each fitting features left hand compression threads to prevent loosening while installing mating fittings
- Internal threads feature female pipe threads and are provided on both sides of the fitting. Mating fittings can be installed on both sides of the installed fitting
- Sealing gaskets are produced from Santoprene Thermoplastic Rubber (TPR)
- Fitting compression nuts feature a specially designed cross-section to prevent distortion under load

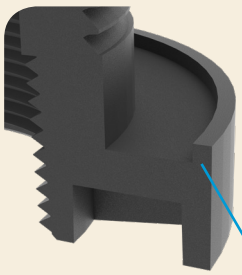

SPINWELDS

Spinwelds feature a hex driving recess to ease installation. This driving recess makes the installation tools universal and easy to construct. These spinwelds also feature a specially designed conical welding surface that helps to center the spinweld and increases the surface welding area.

PART NUMBER	DESCRIPTION
10237	3/8" THREADED PLUG
10041	3/8" THREADED SPINWELD
12104	3/4" PATCH (9/16" HEX DRIVE)
10008	1" PATCH (3/4" HEX DRIVE)
12429	1 1/2" PATCH (3/4" HEX DRIVE)
10441	2" PATCH (3/4" HEX DRIVE)

*BLACK PART NUMBERS LISTED
*CALL FOR QUOTE ON CUSTOM COLORS

ACCESSORY CLIPS

PART NUMBER	DESCRIPTION
19444	5/16" ACCESSORY CLIP
12732	1/2" ACCESSORY CLIP
12094	10-24 X 3/8" PHILLIPS PANHEAD SCREWS W/LOCKING PATCH
12100	5/16" ACCESSORY CLIP KIT
12200	1/2" ACCESSORY CLIP KIT

19444

Warning: *Cancer and Reproductive Harm.*
www.P65Warnings.ca.gov

NEW PRODUCTS FROM DEN HARTOG INDUSTRIES

Slim-Line Utility Tanks
Page 18

Low Profile Septic Tanks
Page 27

Septic & Pump Tanks Manufactured from Reclaimed Polyethylene
Page 26

4200 Gallon Elliptical Leg Tank
Page 10



16" Hinged Lid & 9" Threaded Cap
Page 29

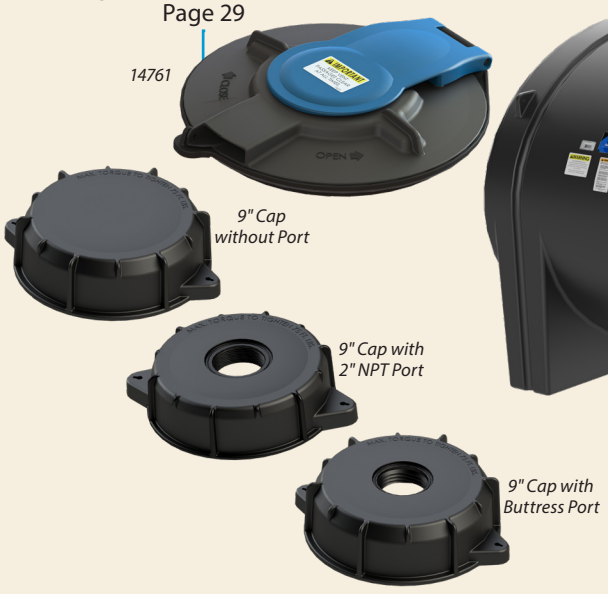

Warning: *Cancer and Reproductive Harm.*
www.P65Warnings.ca.gov

Den Hartog Industries, Inc
4010 HOSPERS DRIVE SOUTH | PO BOX 425 | HOSPERS, IA 51238-0425

10/2018