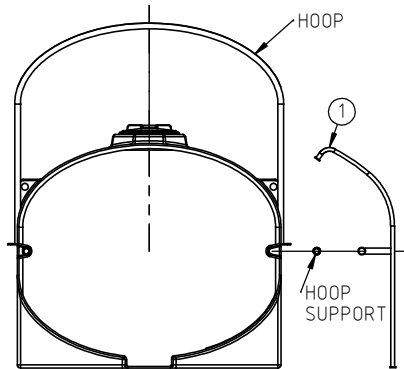


© DEN HARTOG INDUSTRIES, INC.

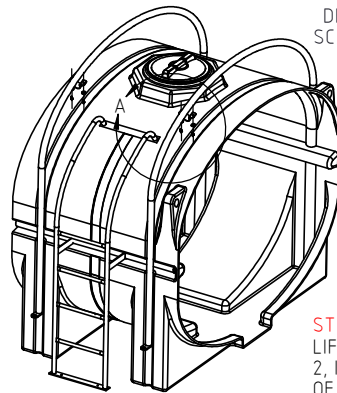
Copyright. All information furnished within this document, electronic file or design correspondence is the property of Den Hartog Industries, Inc. and shall not be used, disclosed to others or copied without the expressed written consent of Den Hartog Industries, Inc.

	PART NUMBER	DESCRIPTION	QTY.
1	13675	3750 ELLIPTICAL LADDER	1
2	13663	FORMED LADDER STABILIZER	1
3	13664	LADDER CLIP	2
4	13665	5/16" X 1-3/8" X 2-3/16" U-BOLT	2
5	10320	WASHER, 5/16" FLAT ZINC	12
6	10939	NUT, 5/16" HEX GRADE 2 ZINC	8
7	SJ10819	BOLT, 5/16" X 1" HEX GR5 ZINC	4

FS3750-LAD

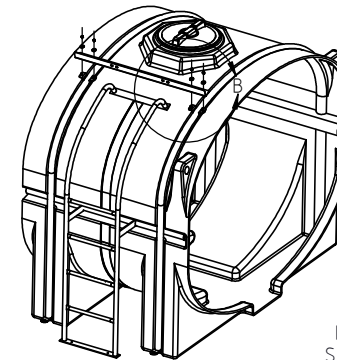
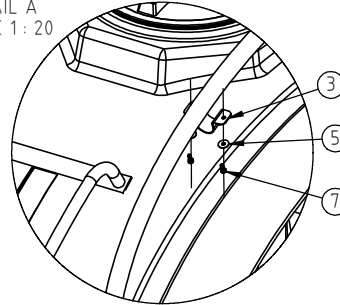


STEP 1.)
SLIDE LADDER OVER HOOP SUPPORT. PLACE HOOP SUPPORT IN TANK SIDE GROOVE. LOWER HOOPS TO LOCK HOOP SUPPORTS IN PLACE.



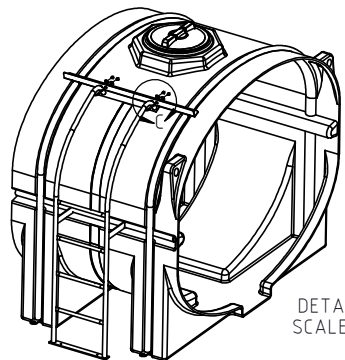
DETAIL A
SCALE 1:20

STEP 2.)
LIFT BASE OF HOOP AND POSITION PARTS 2, IN PLACE BETWEEN TANK AND TOP RADIUS OF HOOP.



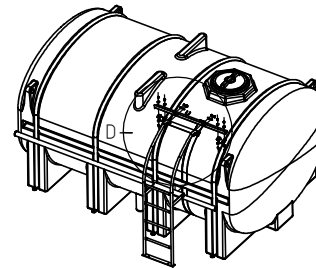
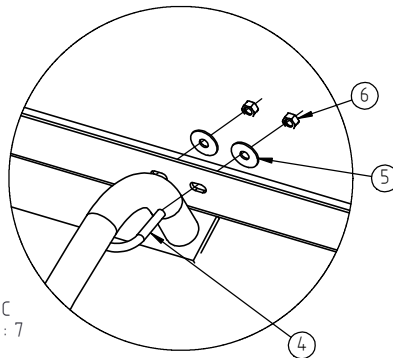
DETAIL B
SCALE 1:20

STEP 3.)
LOOSELY ATTACH PART 2 TO PARTS 3 WITH 5, 6, & 7 HARDWARE



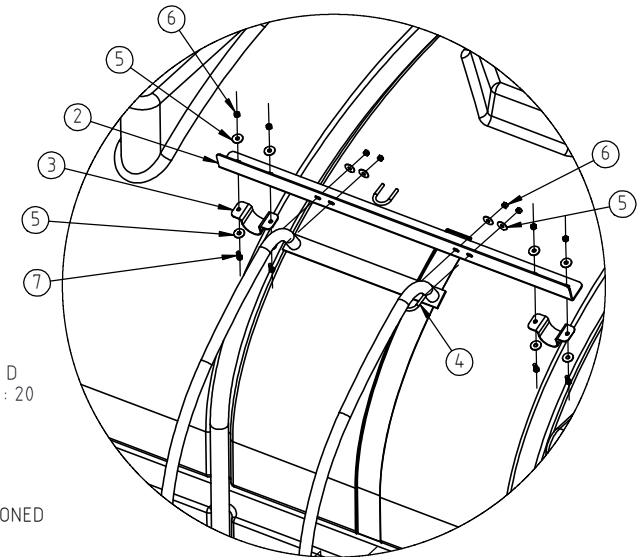
DETAIL C
SCALE 1:7

STEP 4.)
LOOSELY ATTACH PART 2 TO LADDER WITH 4, 5, & 6 HARDWARE



DETAIL D
SCALE 1:20

STEP 5.)
AFTER ALL PARTS HAVE BEEN CORRECTLY POSITIONED TIGHTEN ALL HARDWARE



REV	DESCRIPTION	BY / DATE	CCN	DRAWN / DATE	MATERIAL
				ADH 7/16/12	
				APPRD. / DATE	
				REH 7/17/12	
ALL DIMENSIONS ARE IN DECIMAL INCHES TOLERANCES UNLESS OTHERWISE SPECIFIED		THIRD ANGLE PROJECTION ANSI 14.5M		SHOT WEIGHT:	NOTES:
POLYETHYLENE		METAL DECIMAL ± .125" FRACTION ± 1/4" ANGLE ± 1°		SHIPPING WEIGHT: 62.00 LBS	
±1% @ 68°F				FINISH:	



Den Hartog
INDUSTRIES, INC.

Acro Roto-Mold Injection Molding Blow Molding Sowjoy

4010 HOSPERS DRIVE S. BOX 425, HOSPERS, IOWA 51238-0425

DESCRIPTION FS3750-88 LADDER INSTALLATION INSTRUCTIONS

SCALE N.S.

PART NO. FS3750-LAD

© DEN HARTOG INDUSTRIES, INC.

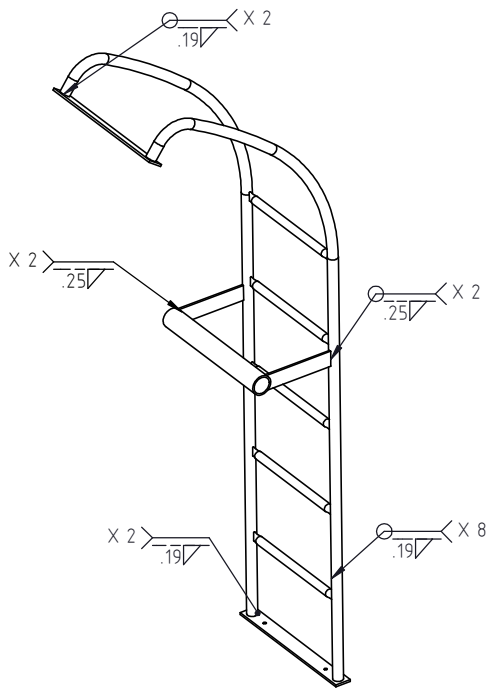
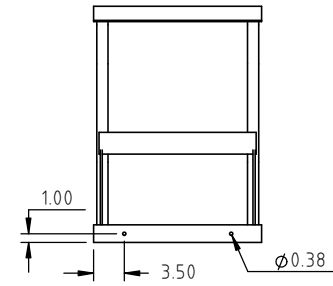
Copyright. All information furnished within this document, electronic file or design correspondence is the property of Den Hartog Industries, Inc. and shall not be used, disclosed to others or copied without the expressed written consent of Den Hartog Industries, Inc.

KEY	PART NUMBER	DESCRIPTION	QTY.
1	13675-1	SIDE PIPE	2
2	13674-2	BOLT PLATE	1
3	13674-3	TOP PLATE	1
4	13674-4	SUPPORT PLATE	2
5	13674-5	LADDER RUNG	5
6	13674-6	SUPPORT PIPE	1

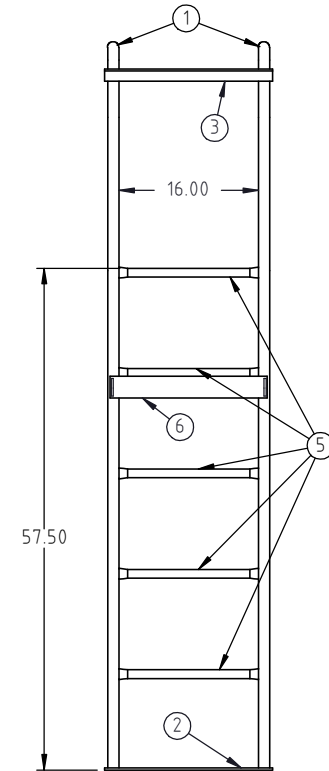
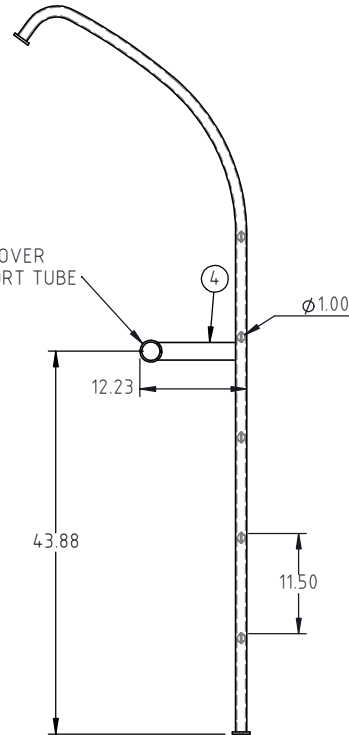
(A)

13675

A



LADDER MOUNTS OVER TANK SIDE SUPPORT TUBE



				DRAWN / DATE ADH 7/18/12	MATERIAL MILD STEEL
A	CURVATURE ADDED TO END OF 13674-4	ADH 8/22/17	34.12	APPRD. / DATE REH 7/19/12	
REV	DESCRIPTION	BY / DATE	CCN		
ALL DIMENSIONS ARE IN DECIMAL INCHES TOLERANCES UNLESS OTHERWISE SPECIFIED		THIRD ANGLE PROJECTION ANSI 14.5M		SHOT WEIGHT:	NOTES:
POLYETHYLENE ±1% @ 68°F		METAL DECIMAL ± .125" FRACTION ± 1/4" ANGLE ± 1°		SHIPPING WEIGHT: XXXX LBS	
		FINISH: POWDER COATING, BLACK TILE, 40012			



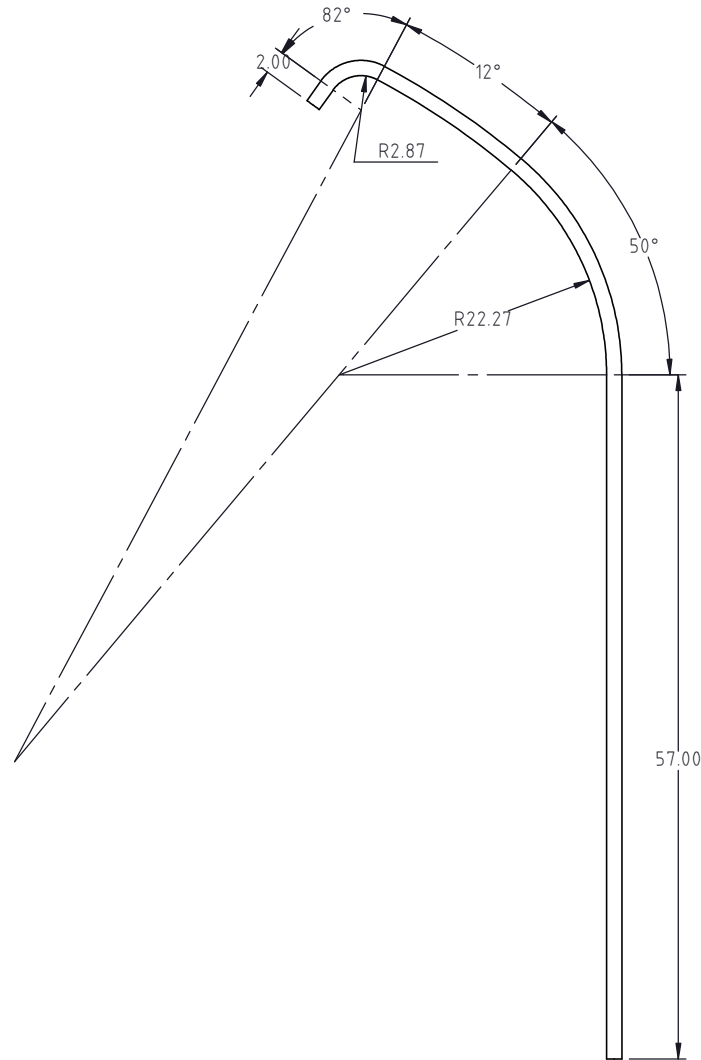
Den Hartog
INDUSTRIES, INC.

Acra Roto-Mold Injection Molding Blow Molding Sowjoy

4010 HOSPERS DRIVE S. BOX 425, HOSPERS, IOWA 51238-0425

DESCRIPTION FS3750 LADDER WELDMENT	
SCALE N.S.	PART NO. 13675

Copyright. All information furnished within this document, electronic file or design correspondence is the property of Den Hartog industries, Inc. and shall not be used, disclosed to others or copied without the expressed written consent of Den Hartog Industries, Inc.



				DRAWN / DATE ADH 7/18/12	MATERIAL 1.) TUBING, 1" PIPE SIZE
				APPROD. / DATE REH 7/19/12	2.) CUT FROM P10000
REV	DESCRIPTION	BY / DATE	CCN	SHOT WEIGHT:	NOTES: 1.) 104.00" TOTAL LENGTH
ALL DIMENSIONS ARE IN DECIMAL INCHES TOLERANCES UNLESS OTHERWISE SPECIFIED		THIRD ANGLE PROJECTION ANSI 14.5M		SHIPPING WEIGHT:	
POLYETHYLENE ±1% @ 68°F				FINISH:	
METAL DECIMAL ± .125" FRACTION ± 1/4" ANGLE ± 1°					



Den Hartog
INDUSTRIES, INC.

Ace Roto-Mold Injection Molding Blow Molding Sowjoy

4010 HOSPERS DRIVE S. BOX 425, HOSPERS, IOWA 51238-0425

DESCRIPTION FS 3750 LADDER, SIDE PIPE	
SCALE N.S.	PART NO. 13675-1