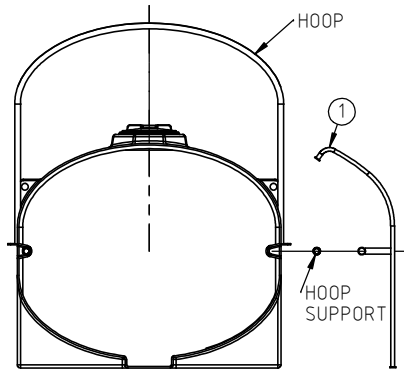


© DEN HARTOG INDUSTRIES, INC.

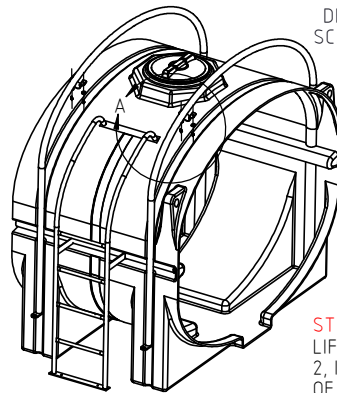
Copyright. All information furnished within this document, electronic file or design correspondence is the property of Den Hartog Industries, Inc. and shall not be used, disclosed to others or copied without the expressed written consent of Den Hartog Industries, Inc.

	PART NUMBER	DESCRIPTION	QTY.
1	13676	4250 ELLIPTICAL LADDER	1
2	13663	FORMED LADDER STABILIZER	1
3	13664	LADDER CLIP	2
4	13665	5/16" X 1-3/8" X 2-3/16" U-BOLT	2
5	10320	WASHER, 5/16" FLAT ZINC	12
6	10939	NUT, 5/16" HEX GRADE 2 ZINC	8
7	SJ10819	BOLT, 5/16" X 1" HEX GR5 ZINC	4

FS4250-LAD

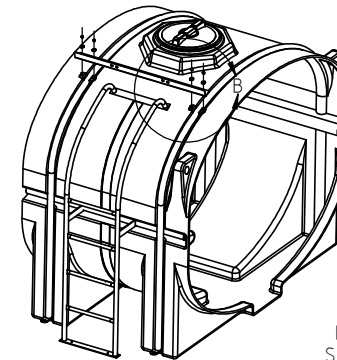
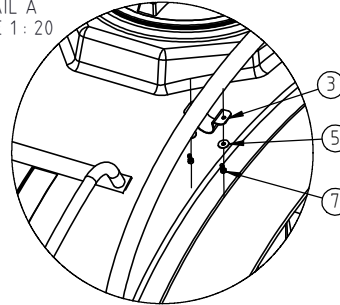


STEP 1.)
SLIDE LADDER OVER THE HOOP SUPPORT. PLACE HOOP SUPPORT IN TANK SIDE GROOVE. LOWER HOOPS TO LOCK HOOP SUPPORTS IN PLACE.



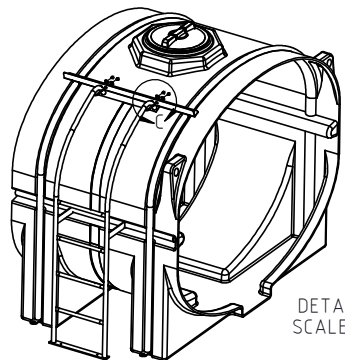
DETAIL A
SCALE 1:20

STEP 2.)
LIFT BASE OF HOOP AND POSITION PARTS 2, IN PLACE BETWEEN TANK AND TOP RADIUS OF HOOP.



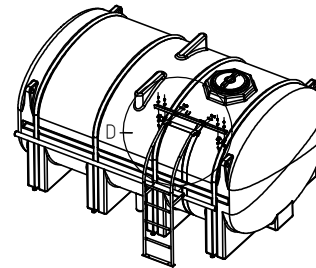
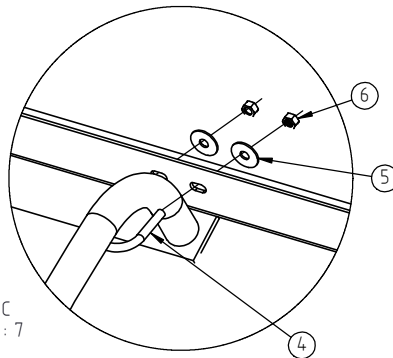
DETAIL B
SCALE 1:20

STEP 3.)
LOOSELY ATTACH PART 2 TO PARTS 3 WITH 5, 6, & 7 HARDWARE



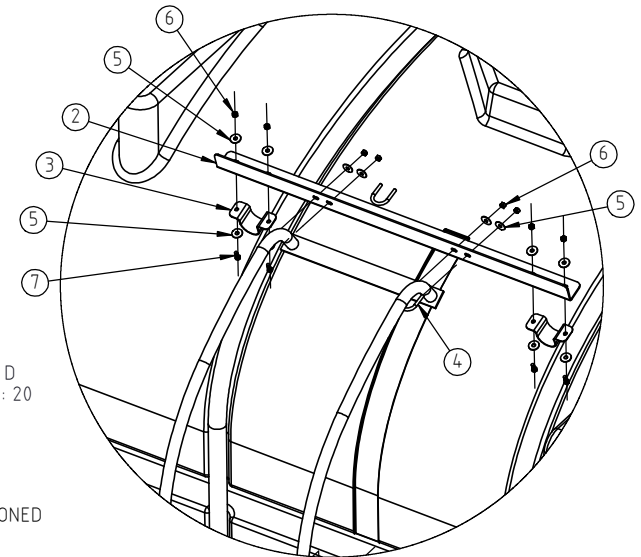
DETAIL C
SCALE 1:7

STEP 4.)
LOOSELY ATTACH PART 2 TO LADDER WITH 4, 5, & 6 HARDWARE



DETAIL D
SCALE 1:20

STEP 5.)
AFTER ALL PARTS HAVE BEEN CORRECTLY POSITIONED TIGHTEN ALL HARDWARE



REV	DESCRIPTION	BY / DATE	CCN	DRAWN / DATE	MATERIAL
				ADH 7/16/12	
				APPRD. / DATE	
				REH 7/17/12	
ALL DIMENSIONS ARE IN DECIMAL INCHES TOLERANCES UNLESS OTHERWISE SPECIFIED		THIRD ANGLE PROJECTION ANSI 14.5M		SHOT WEIGHT:	NOTES:
POLYETHYLENE		METAL DECIMAL ± .125" FRACTION ± 1/4" ANGLE ± 1°		SHIPPING WEIGHT: 68.00 LBS	
±1% @ 68°F				FINISH:	



Den Hartog
INDUSTRIES, INC.

Acc Roto-Mold Injection Molding Blow Molding Sowjoy

4010 HOSPERS DRIVE S. BOX 425, HOSPERS, IOWA 51238-0425

DESCRIPTION FS4250-88 LADDER INSTALLATION INSTRUCTIONS

SCALE N.S.

PART NO. FS4250-LAD

© DEN HARTOG INDUSTRIES, INC.

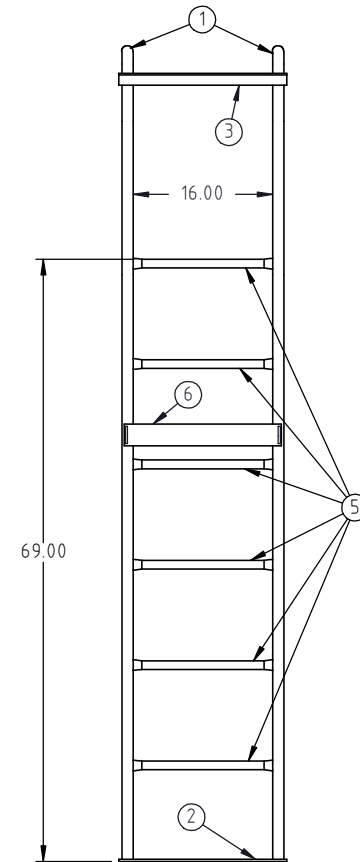
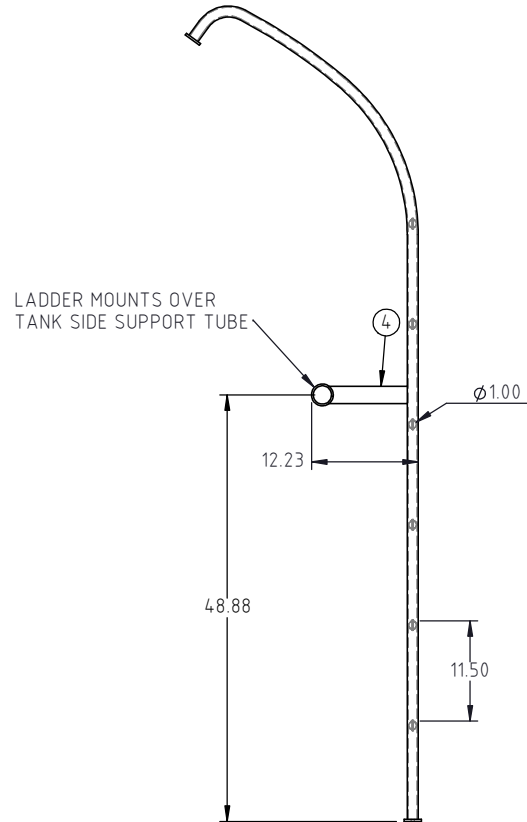
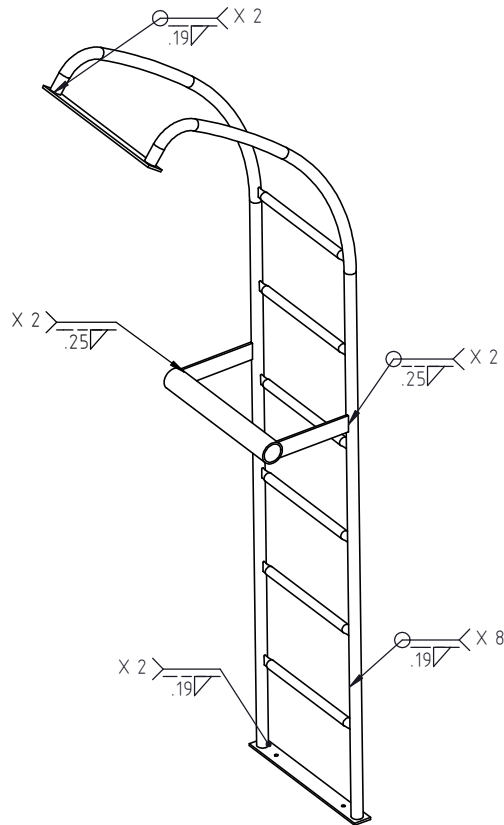
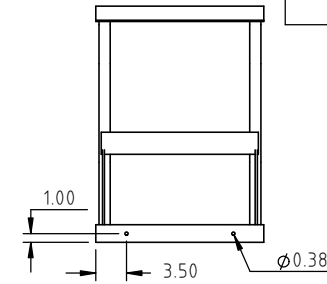
Copyright. All information furnished within this document, electronic file or design correspondence is the property of Den Hartog Industries, Inc. and shall not be used, disclosed to others or copied without the expressed written consent of Den Hartog Industries, Inc.

KEY	PART NUMBER	DESCRIPTION	QTY.
1	13676-1	SIDE PIPE	2
2	13674-2	BOLT PLATE	1
3	13674-3	TOP PLATE	1
4	13674-4	SUPPORT PLATE	2
5	13674-5	LADDER RUNG	6
6	13674-6	SUPPORT PIPE	1

(A)

13676

A



				DRAWN / DATE ADH 7/18/12	MATERIAL MILD STEEL
A	CURVATURE ADDED TO END OF 13674-4	ADH 8/22/17	34.12	APPRO. / DATE REH 7/19/12	
REV	DESCRIPTION	BY / DATE	CCN		
ALL DIMENSIONS ARE IN DECIMAL INCHES TOLERANCES UNLESS OTHERWISE SPECIFIED		THIRD ANGLE PROJECTION ANSI 14.5M		SHOT WEIGHT:	NOTES:
POLYETHYLENE		METAL DECIMAL ± .125" FRACTION ± 1/4" ANGLE ± 1°		SHIPPING WEIGHT: XXXX LBS	
±1% @ 68°F				FINISH: POWDER COATING, BLACK TILE, 40012	



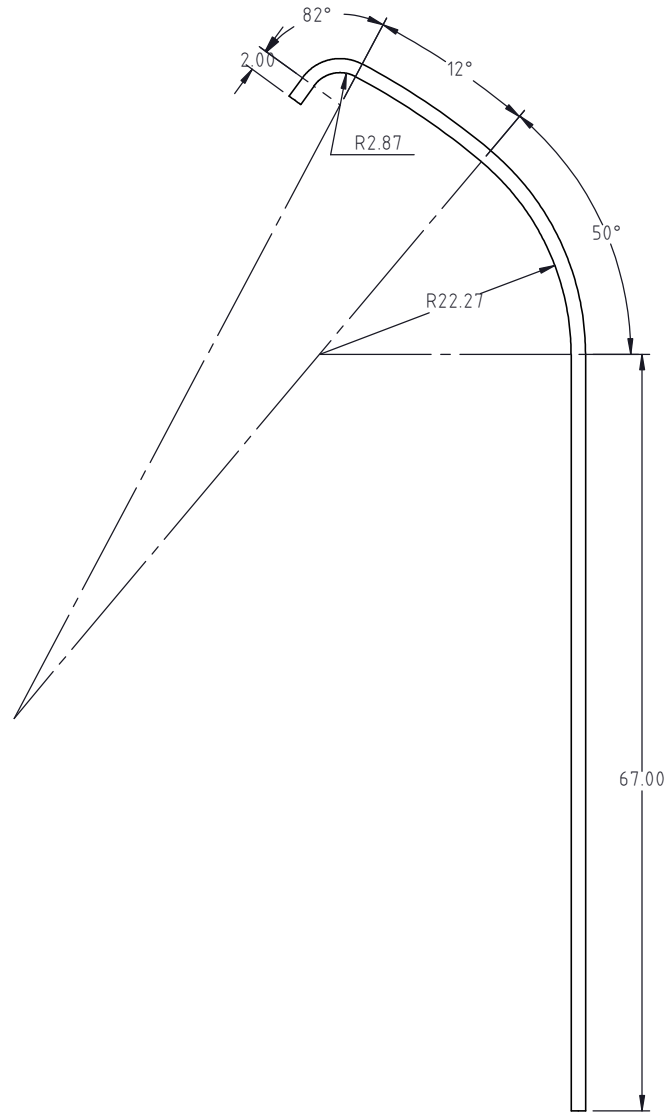
Den Hartog
INDUSTRIES, INC.

Acra Roto-Mold Injection Molding Blow Molding Sowjoy

4010 HOSPERS DRIVE S. BOX 425, HOSPERS, IOWA 51238-0425

DESCRIPTION	FS4250 LADDER WELDMENT	
SCALE	N.S.	PART NO. 13676

Copyright. All information furnished within this document, electronic file or design correspondence is the property of Den Hartog industries, Inc. and shall not be used, disclosed to others or copied without the expressed written consent of Den Hartog Industries, Inc.



				DRAWN / DATE ADH 7/18/12	MATERIAL 1.) TUBING, 1" PIPE SIZE
				APPROD. / DATE REH 7/19/12	2.) CUT FROM P10000
REV	DESCRIPTION	BY / DATE	CCN		
ALL DIMENSIONS ARE IN DECIMAL INCHES TOLERANCES UNLESS OTHERWISE SPECIFIED		THIRD ANGLE PROJECTION ANSI 14.5M		SHOT WEIGHT:	NOTES: 1.) 115.50" TOTAL LENGTH
POLYETHYLENE		METAL		SHIPPING WEIGHT:	
±1% @ 68°F		DECIMAL ± .125" FRACTION ± 1/4" ANGLE ± 1°		FINISH:	



Den Hartog
INDUSTRIES, INC.

Ace Roto-Mold Injection Molding Blow Molding Sowjoy

4010 HOSPERS DRIVE S. BOX 425, HOSPERS, IOWA 51238-0425

DESCRIPTION FS 4250 LADDER, SIDE PIPE	
SCALE N.S.	PART NO. 13676-1